

Survey on student democracy concept



Elaborated in the framework of
**SUBFLY Student Democracy
Project**

financed under the contract

SEE 19-COP-0042

by

SEE Grants 2014-2021

Working together for a *green, competitive and inclusive* Europe

SEE & Cha(lle)nge

Sustainable & applied education

This material is elaborated as support for all entities interested to start and implement an educational program based on cooperation between academic, business environments and NGOs with the purpose of developing

SUSTAINABLE & APPLIED EDUCATION.

We are thankful to **SEE Grants 2014-2021**, which financed the SUBFLY Student Democracy Project under the contract 19-COP-0042. Babes-Bolyai University (Romania) and University of South-Eastern Norway (Norway) continued, extended and improved their cooperation using financial resources provided by this contract.

This document was realized with the EEA Financial Mechanism 2014-2021 financial support. Its content (text, photos, videos) does not reflect the official opinion of the Programme Operator, the National Contact Point and the Financial Mechanism Office. Responsibility for the information and views expressed therein lies entirely with the author(s).

Students' perception on "Student Democracy" concept

The purpose of this study was to find out the opinion of the students regarding the concept of "Student Democracy", what they think that this concept involves, and which is their position with respect to what the concept represents.

The study was made using a questionnaire containing 56 questions and it was applied by the representatives of Babeş-Bolyai University, Cluj-Napoca, Romania and University of South-Eastern, Norway.

The questionnaire is structured as follows:

- Demographic of data
- The concept of "Student Democracy" – Representation vs Involvement
- "Student Democracy" - Student associations
- "Student Democracy" – CoViD – 19

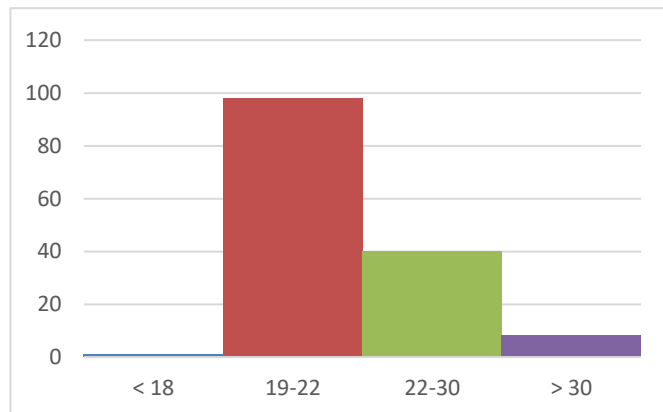
The questionnaire was applied in Romania and in Norway and it was completed by 148 students (102 from Romania and 46 from Norway). This sample contains student from bachelor and master level, from first, second or third year (bachelor level) and first and second year (master level). The specializations of the respondents cover a wide range, from social sciences to technical sciences, from medicine to philosophy.

Some questions were skipped from this report due to a very low number of answers (see for example Q32-Q44 regarding the students who are representatives).

Demographic of data

Q6. Age

Age	Respondents	%
< 18	1	0.68%
19-22	98	66.67%
22-30	40	27.21%
> 30	8	5.44%
Total	147	100.00%

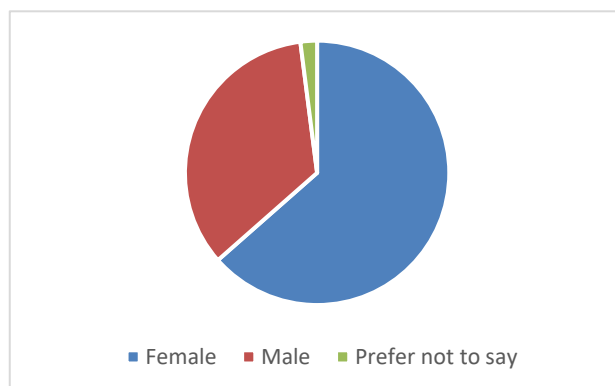


Regarding the age of the respondents, most of them are between 19 and 22 years old. The average of the 147 respondents is 22.31 years old.

25% from the respondents are between 18 and 20, 50% are between 20 and 23, and 25% are above 23.

Q7. Gender

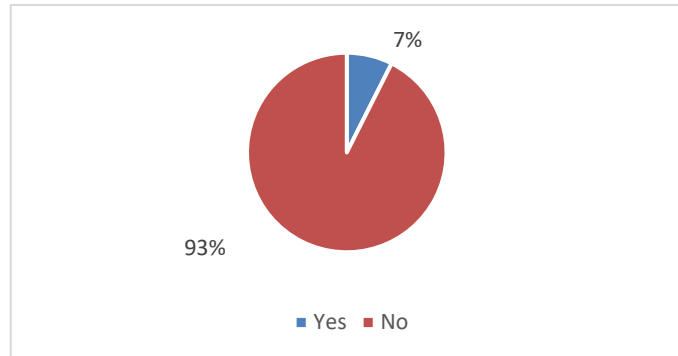
Gender	Respondents	%
Female	94	63.51%
Male	51	34.46%
Prefer not to say	3	2.03%
Total	148	100.00%



63.51% from the respondents were female, and 2.03 preferred not to say the gender,

Q8. Did you participate in SubFly Student Democracy project?

Did you participate in SubFly Student Democracy project?		
Answer	Respondents	%
Yes	11	7%
No	137	93%
Total	148	100%

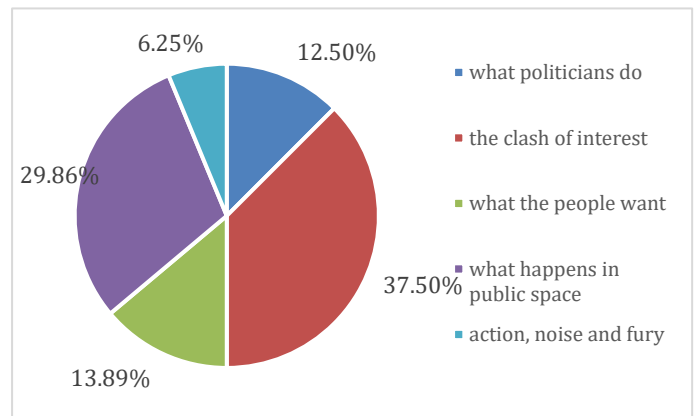


Only 7% from the respondents have participate to the project in discussion.

The concept of "Student Democracy" – Representation vs Involvement

Q9. Politics is?

What is politics?	Respondents	%
what politicians do	18	12.50%
the clash of interest	54	37.50%
what the people want	20	13.89%
what happens in public space	43	29.86%
action, noise and fury	9	6.25%
Total	144	100%

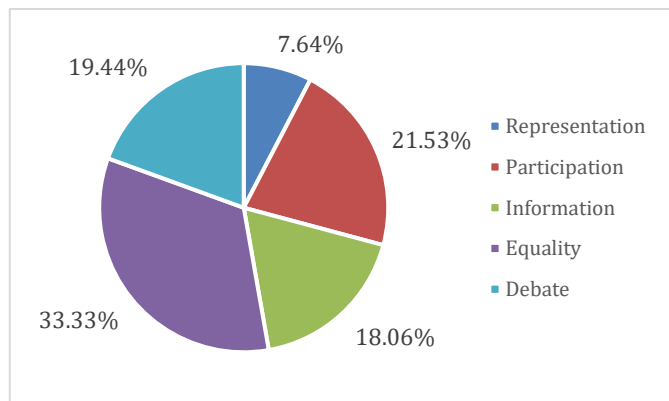


It is interesting to see that 37.5% from the respondents (most of them) identify politics with "the clash of interest" and for 6.25%, politics means "action, noise and

fury”. We can conclude that this vision of the students about politics comes from the very low standards of romanian politicians.

Q10. What is most important for democracy?

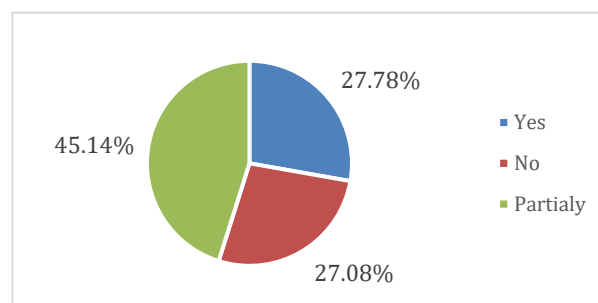
What is the most important concept for democracy?		
Answers	Respondents	%
Representation	11	7.64%
Participation	31	21.53%
Information	26	18.06%
Equality	48	33.33%
Debate	28	19.44%
Total	144	100.00%



We can see here that the most important concepts regarding democracy, i.e. “representation” and “participation” represent, together, half of the answers which, we think, that is good for the future of democracy in Romania.

Q11. Are you familiar with the concept of Student democracy?

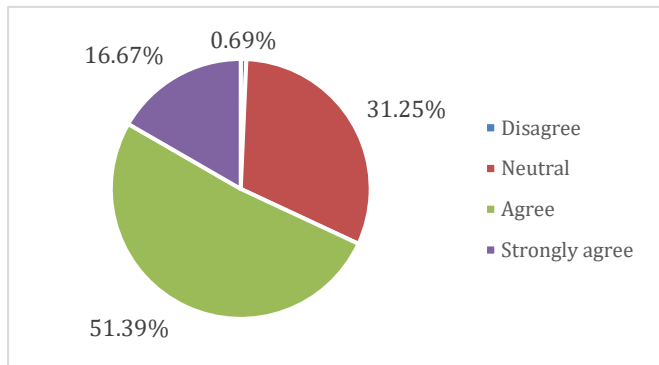
Are you familiar with the concept of Student democracy?		
Answers	Respondents	%
Yes	40	27.78%
No	39	27.08%
Partially	65	45.14%
Total	144	100%



Regarding the concept of “student democracy”, 45.14% of the respondents, say that they are somehow familiar with the concept and those who are or aren’t familiar are equally distributed.

Q12. Student democracy creates a better learning environment

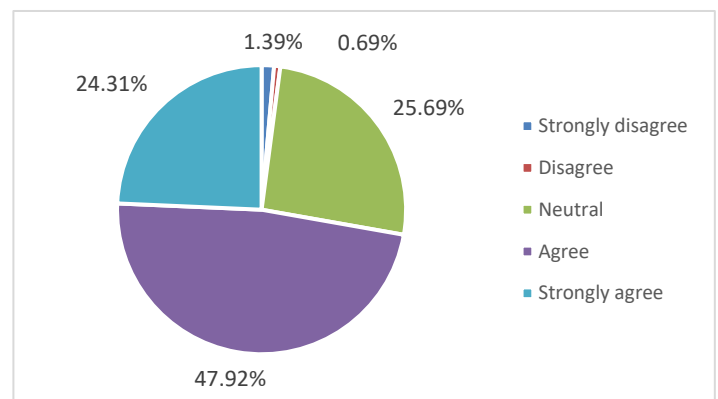
Student democracy creates a better learning environment		
Answers	Respondents	%
Disagree	1	0.69%
Neutral	45	31.25%
Agree	74	51.39%
Strongly agree	24	16.67%
Total	144	100%



Since more than 80% of the respondents are familiar somehow with the concept of student democracy, it is normal that more than 50% do believe that student democracy creates a better learning environment.

Q13. "Student Democracy" involves the active participation of students in their educational process

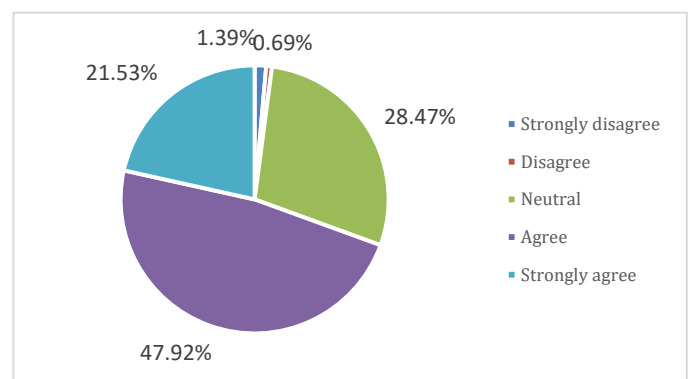
"Student Democracy" involves the active participation of students in their educational process		
Answers	Respondents	%
Strongly disagree	2	1.39%
Disagree	1	0.69%
Neutral	37	25.69%
Agree	69	47.92%
Strongly agree	35	24.31%
Total	144	100%



82.23% of the respondents agree or strongly agree with the idea of being part of decisions in their educational process. On the other side more than 27% don't feel that they have to be a part in what matter their educational process.

Q14. "Student Democracy" involves the active participation of students in decision-making and planning

"Student Democracy" involves the active participation of students in decision-making and planning		
Answers	Respondents	%
Strongly disagree	2	1.39%
Disagree	1	0.69%
Neutral	41	28.47%
Agree	69	47.92%
Strongly agree	31	21.53%
Total	144	100%

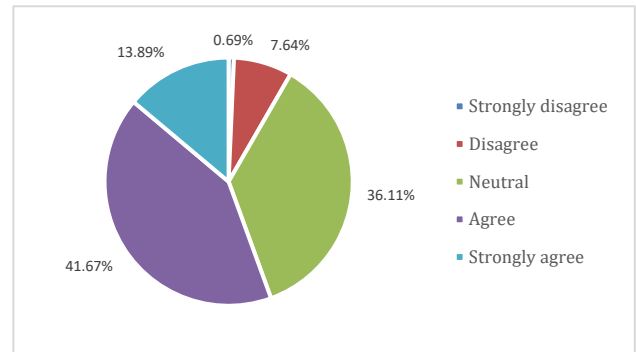


Decisions regarding the educational process should be made for students with the active participation of the students. This is important for more than 60% of the respondents.

Q15. "Student Democracy" means direct involvement by each student

"Student Democracy" means direct involvement by each student

Answers	Respondents	%
Strongly disagree	1	0.69%
Disagree	11	7.64%
Neutral	52	36.11%
Agree	60	41.67%
Strongly agree	20	13.89%
Total	102	100.00%

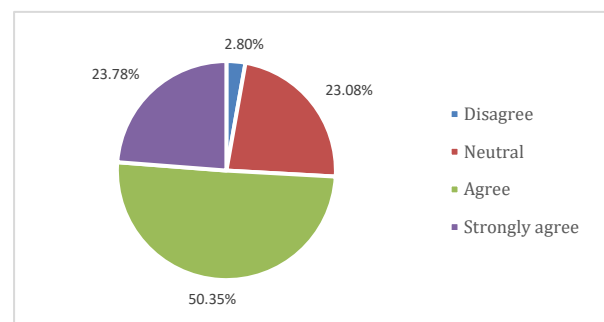


When it comes to their direct involvement, almost 30% do not agree with the idea which, in our opinion is a sad thing.

Q16. We should trust each other

We should trust each other

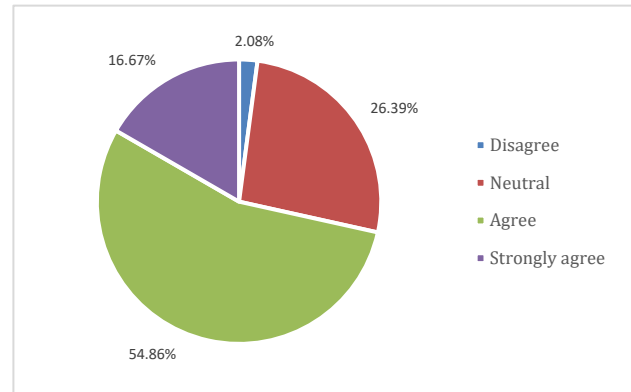
Answers	Respondents	%
Disagree	4	2.80%
Neutral	33	23.08%
Agree	72	50.35%
Strongly agree	34	23.78%
Total	143	100.00%



Trust is important for almost 75% of the respondents. They agree that the trust in the others is very important. In this way they can fight for their rights.

Q17. "Student Democracy" means involvement by representation

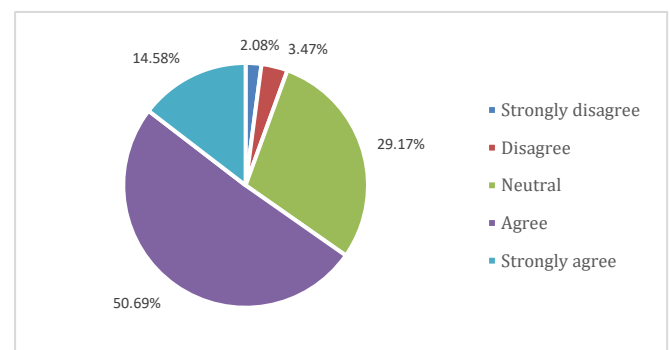
"Student Democracy" means involvement by representation		
Answers	Respondents	%
Disagree	3	2.08%
Neutral	38	26.39%
Agree	79	54.86%
Strongly agree	24	16.67%
Total	144	100%



If almost 30% of the respondents do not agree with the idea that "Student democracy" means direct involvement, the same percent thinks that involvement by representation is not important, either. We conclude that they are almost the same persons, so 30% of the students don't want to be involved or don't want to be represented in any process.

Q18. We should trust our leaders

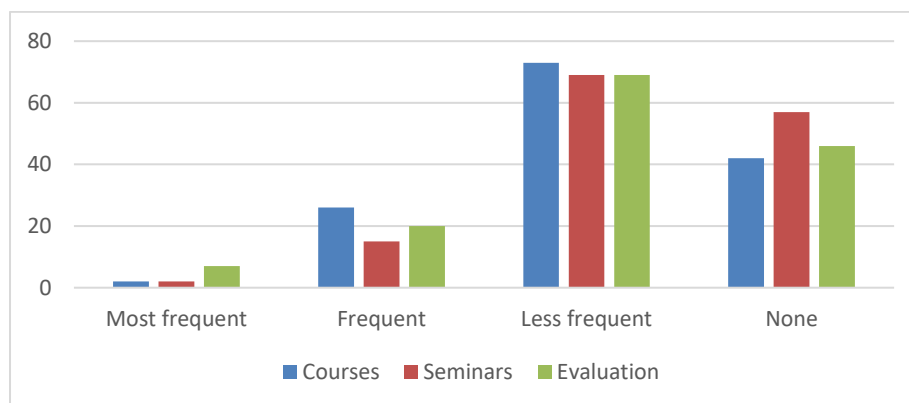
We should trust our leaders		
Answers	Respondents	%
Strongly disagree	3	2.08%
Disagree	5	3.47%
Neutral	42	29.17%
Agree	73	50.69%
Strongly agree	21	14.58%
Total	144	100%



Regarding the trust they we should have in our leaders, 65% of the respondents consider that it is important. Still, they are with 10% less compared with those who consider that we should trust each other.

Q19. During the studies I encountered problems related to: courses, seminars, evaluation

During the studies I encountered problems related to:					
Responses	Most frequent	Frequent	Less frequent	None	Total
Courses	2	26	73	42	143
Seminars	2	15	69	57	143
Evaluation	7	20	69	46	142

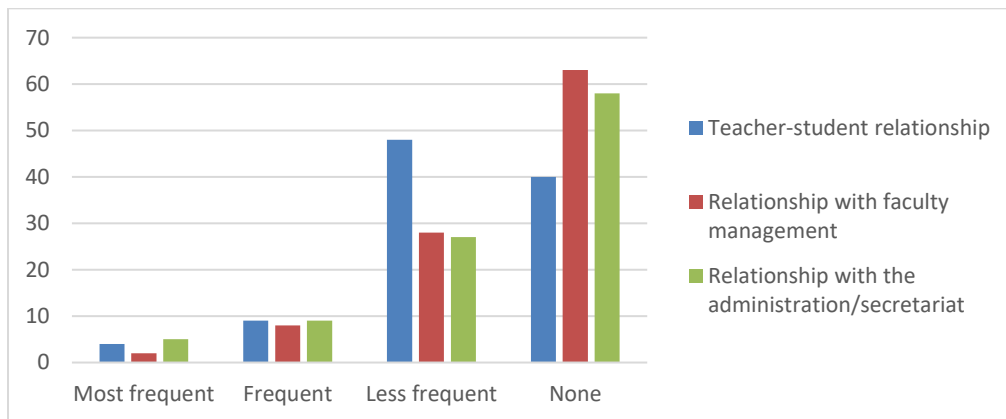


According to the results obtained to this question, students didn't encountered very often problems related to courses, seminars, or evaluation. 19.72% reported frequent problems related to courses, 11.89% related to seminars and 19.02% related to evaluation.

What is interesting to point out here is the fact that each semester the romanian students have the possibility to evaluate the courses, seminars, and the method of evaluation, but just a few of them fill the questionnaire.

Q20. During the studies I encountered problems related to:

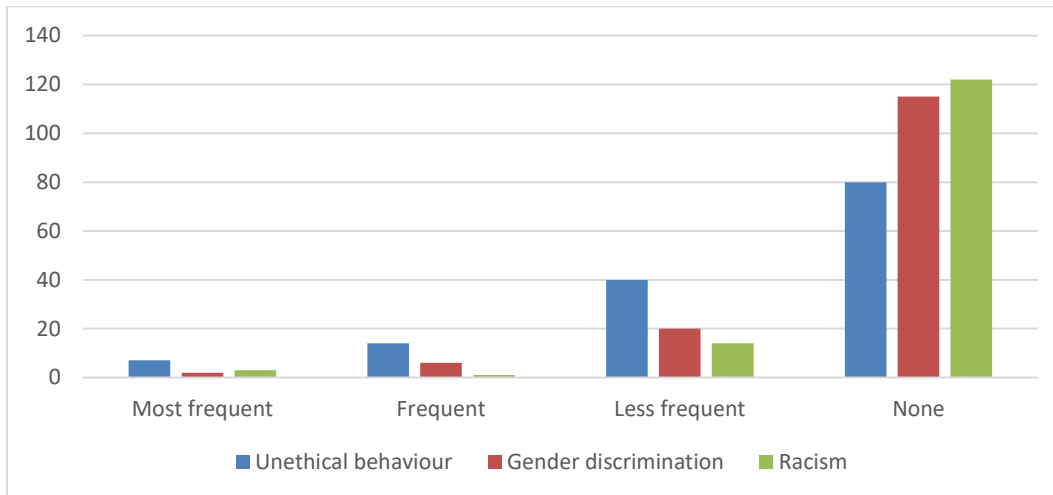
During the studies I encountered problems related to:					
Responses	Most frequent	Frequent	Less frequent	None	Total
Teacher-student relationship	6	12	65	60	143
Relationship with faculty management	2	11	42	88	143
Relationship with the administration/secretariat	5	10	39	87	141



Regarding problems encountered in relation with teachers, faculty management or administration, the situation is the same just like in the previous question: 12.59% had frequent problems in relation with teachers, 9.09% in relation with the faculty management and 10.64% in relation with the administration.

Q21. During the studies I encountered problems related to:

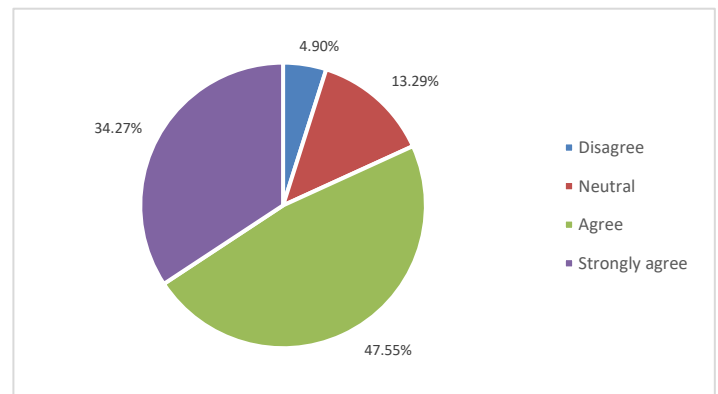
During the studies I encountered problems related to:					
Responses	Most frequent	Frequent	Less frequent	None	Total
Unethical behaviour	7	14	40	80	141
Gender discrimination	2	6	20	115	143
Racism	3	1	14	122	140



14.90% of the respondents encountered frequently problems related with unethical behaviour, 5.60% related to gender discrimination and only 2.86% related to racism.

Q22. Students need to be personally involved in reporting issues

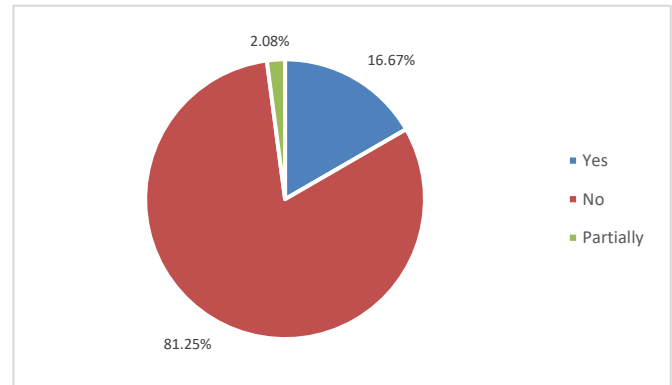
Students need to be personally involved in reporting issues		
Answers	Respondents	%
Disagree	7	4.90%
Neutral	19	13.29%
Agree	68	47.55%
Strongly agree	49	34.27%
Total	143	100%



It is a clear thing that any problem related to academic life or personal life in the faculty should be reported. According to the respondents, over 80% consider that such problems must be personally reported.

Q23. Did you report issues directly to the faculty / university management?

Did you report issues directly to the faculty / university management?		
Answers	Respondents	%
Yes	24	16.67%
No	117	81.25%
Partially	3	2.08%
Total	144	100%



Almost 19% of respondents, reported encountered problems directly to faculty management which is correlations with the number of respondents who admit that they frequently encountered different types of problems.

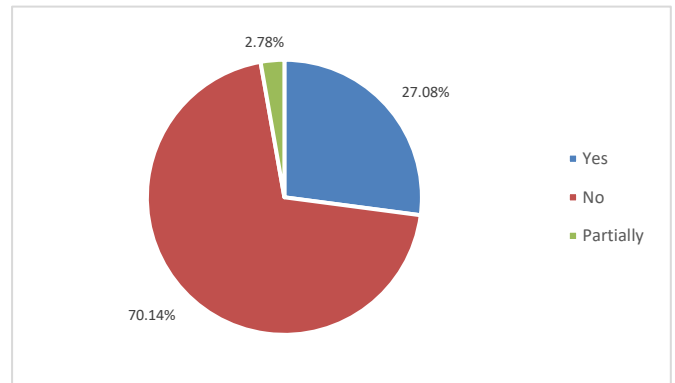
Q24. Students need to be personally involved in solving problems

Students need to be personally involved in solving problems		
Answers	Respondents	%
Disagree	12	11.76%
Neutral	12	11.76%
Agree	64	62.75%
Strongly agree	14	13.73%
Total	102	100.00%

When it comes to the direct (personal) involvement in solving problems, over 75% of the respondent agrees with the idea.

Q25. Have you personally been directly involved in solving any identified issues?

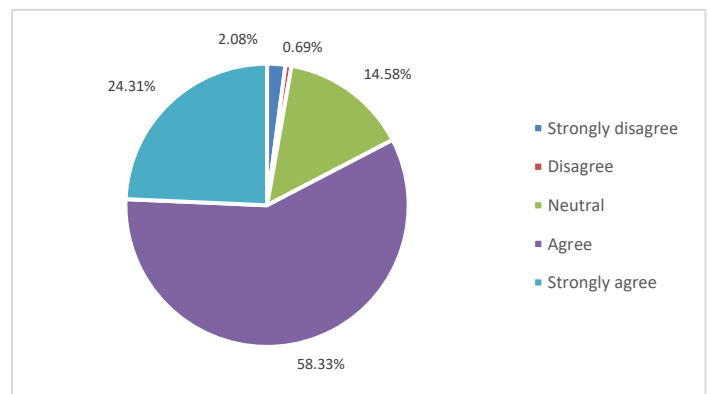
Have you personally been directly involved in solving any identified issues?		
Answers	Respondents	%
Yes	39	27.08%
No	101	70.14%
Partially	4	2.78%
Total	144	100%



Even if 75% of the respondents agree that students need to be personally involved in solving problems, only 30% did this.

Q26. Issues should be reported to student representatives

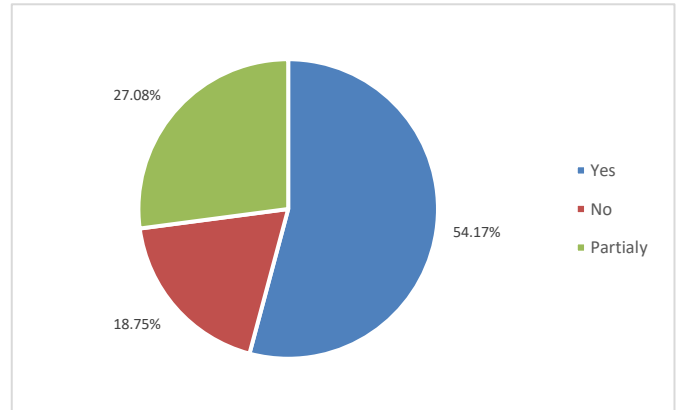
Issues should be reported to student representatives		
Answers	Respondents	%
Strongly disagree	3	2.08%
Disagree	1	0.69%
Neutral	21	14.58%
Agree	84	58.33%
Strongly agree	35	24.31%
Total	144	100%



The representatives play an important role in all faculties, so if you cannot report a problem personally, let your representatives do it for you. Over 80% of the respondents agree with this idea.

Q27. Do you know the names of your representatives?

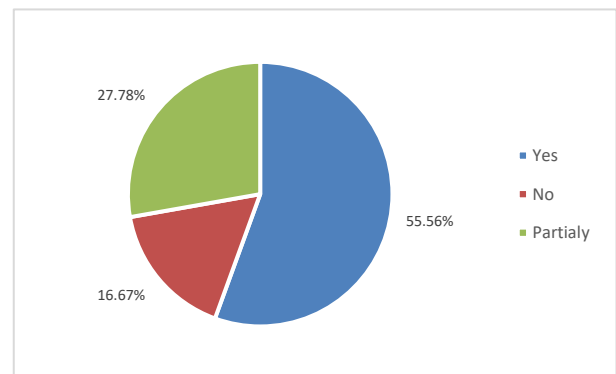
Do you know the names of your representatives?		
Answers	Respondents	%
Yes	78	54.17%
No	27	18.75%
Partially	39	27.08%
Total	144	100%



Strange thing here is that event 80% of the respondents agree with this idea that issues should be reported to representatives, less than 55% knows their representatives.

Q28. Do you know the role of your representatives?

Do you know the role of your representatives?		
Answers	Respondents	%
Yes	80	55.56%
No	24	16.67%
Partially	40	27.78%
Total	144	100%

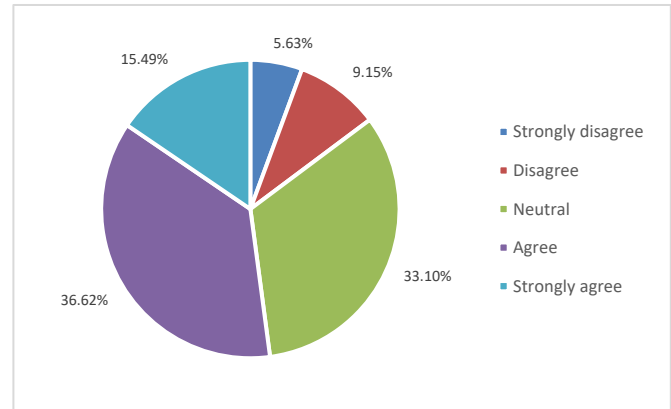


As we expected from the previous question, 55% of the respondents know the name of the representatives and, what is more important, the role of these.

Q29. Student representatives are in continual contact with the students they represent

Student representatives are in continual contact with the students they represent

Answers	Respondents	%
Strongly disagree	8	5.63%
Disagree	13	9.15%
Neutral	47	33.10%
Agree	52	36.62%
Strongly agree	22	15.49%
Total	142	100%

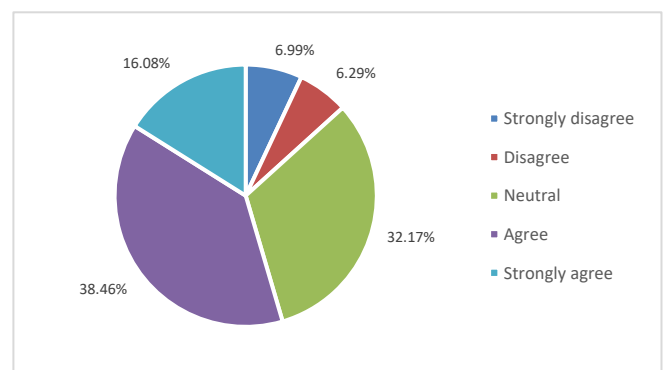


Almost the same percent of respondents who know the name and the role of representatives agree that they should be in continual contact with the representatives (52.11%).

Q30. Student representatives continually inform you about problems that arise and proposed solutions

Student representatives continually inform you about problems that arise and proposed solutions

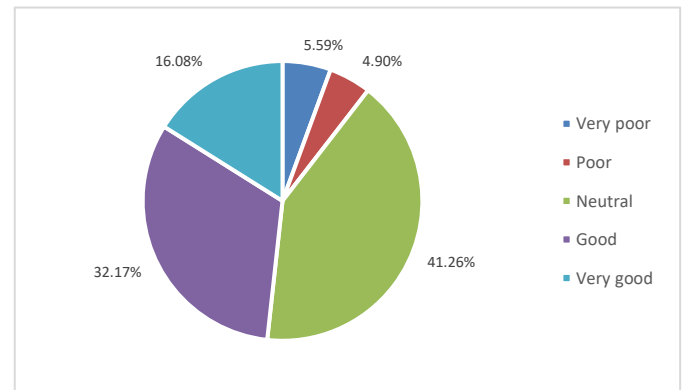
Answers	Respondents	%
Strongly disagree	10	6.99%
Disagree	9	6.29%
Neutral	46	32.17%
Agree	55	38.46%
Strongly agree	23	16.08%
Total	143	100%



Since 52.11% of the respondents are in continual contact with the representatives, it is normal that to have a high percentage of the respondents who are continually informed about problems and proposed solutions (55.44%).

Q31. Your opinion regarding student representatives' activity is

Your opinion regarding student representatives' activity is		
Answers	Respondents	%
Very poor	8	5.59%
Poor	7	4.90%
Neutral	59	41.26%
Good	46	32.17%
Very good	23	16.08%
Total	143	100%

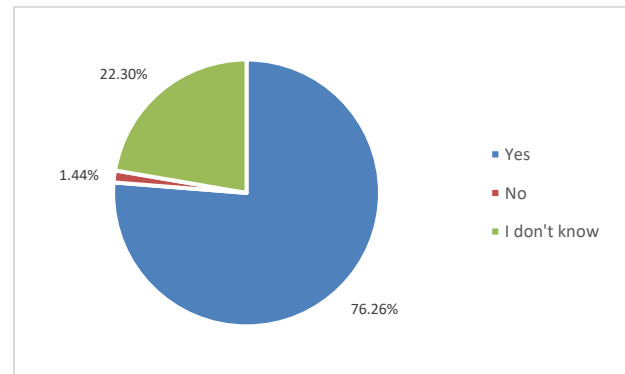


5.59% of the respondents consider that the activity of the representatives is very poor, and this makes us believe that this percentage includes those who don't know the name or the role of the representatives, those who are not involved at all in Academia.

Student Democracy – Student Associations

Q45. Is there a student association at your faculty?

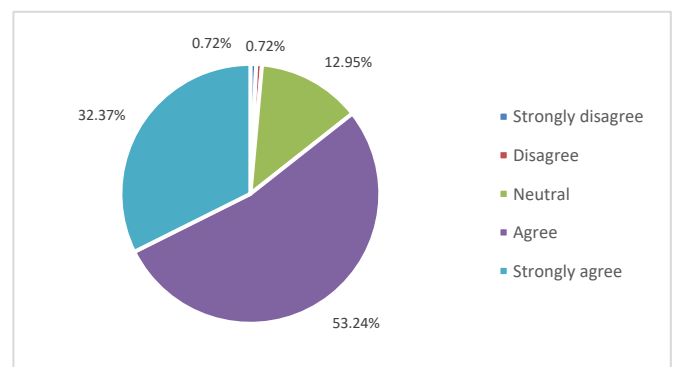
Is there a student association at your faculty?		
Answers	Respondents	%
Yes	106	76.26%
No	2	1.44%
I don't know	31	22.30%
Total	139	100%



Over 75% of the respondents know about the fact that in their faculty/university there is a student association, while 22.30% don't know if there is such an association

Q46. The role of a student association is to represent all students

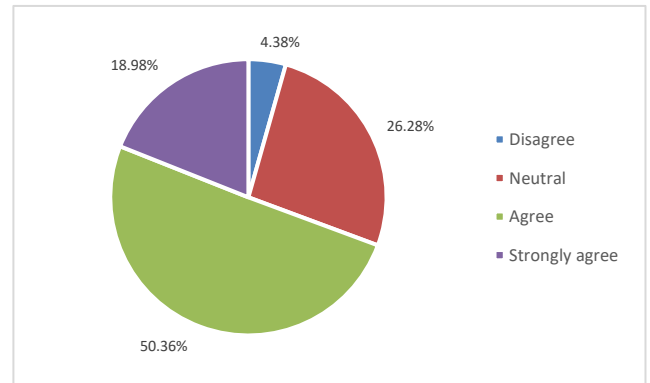
The role of a student association is to represent all students		
Answers	Respondents	%
Strongly disagree	1	0.72%
Disagree	1	0.72%
Neutral	18	12.95%
Agree	74	53.24%
Strongly agree	45	32.37%
Total	139	100%



Even if they know or don't know about the existence of a student association, over 85% of the respondents agree with the fact that the role of a student association is to represent all students.

Q47. Student associations should function as a local "mini-government"

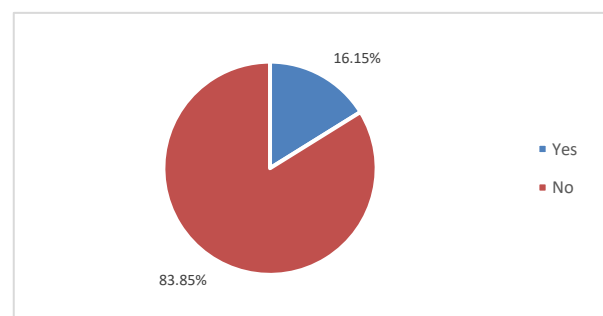
Student associations should function as a local "mini-government"		
Answers	Respondents	%
Disagree	6	4.38%
Neutral	36	26.28%
Agree	69	50.36%
Strongly agree	26	18.98%
Total	137	100%



Almost 70% of the respondents consider that the student associations such function as a local "mini-government". We think that this is their solution to personal involvement - representativeness problem.

Q48. Are you a member of such an association?

Are you a member of such an association?		
Answers	Respondents	%
Yes	21	16.15%
No	109	83.85%
Total	130	100%

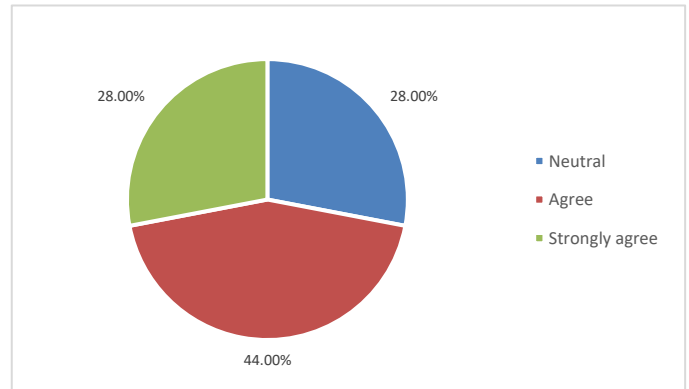


Just 16.15% are member of such an association which shows, in fact, that, in general students want to be represented not to be directly involved.

Q49. The association I belong to, plays an important role in understanding my rights and obligations as a student

The association I belong to, plays an important role in understanding my rights and obligations as a student

Answers	Respondents	%
Neutral	7	28.00%
Agree	11	44.00%
Strongly agree	7	28.00%
Total	25	100%

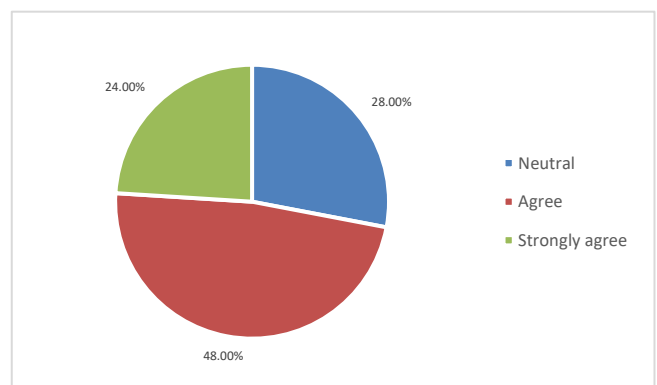


As seen at the previous, just a few respondents were also members in the local student association. In this case we have only 25 answers and almost all agree with the fact the student associations are very important in understanding the rights and obligations of the students.

Q50. The association I belong to, contributes very much to "student democracy"

The association I belong to, contributes very much to "student democracy"

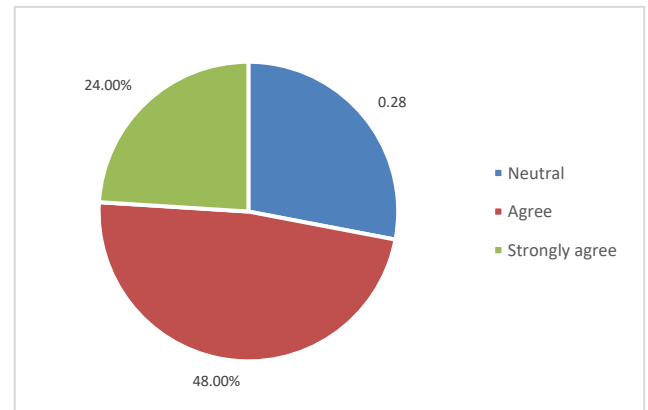
Answers	Respondents	%
Neutral	7	28.00%
Agree	12	48.00%
Strongly agree	6	24.00%
Total	25	100%



Same as before, being active in a student association it is a good experience and creates the premises to understand and develop student democracy.

Q51. Through the association we actively participate in the social, economic and political life of the community we belong to

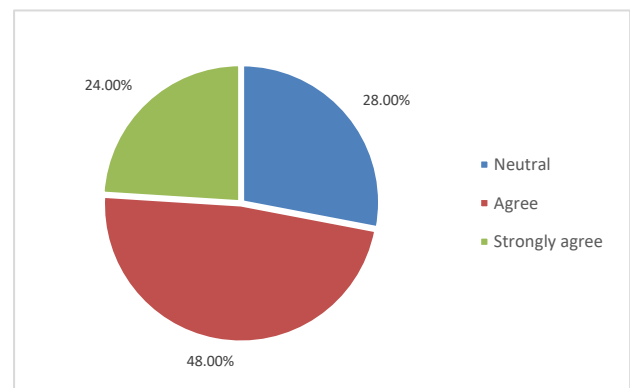
Through the association we actively participate in the social, economic, and political life of the community we belong to		
Answers	Respondents	%
Neutral	6	23.08%
Agree	13	50.00%
Strongly agree	7	26.92%
Total	26	100%



Over 75% of the respondents consider that being member of a student association provides opportunities to participate actively to the social, economic and political life of the community.

Q52. Student associations create a better social environment for students

Student associations create a better social environment for students		
Answers	Respondents	%
Neutral	5	18.52%
Agree	11	40.74%
Strongly agree	11	40.74%
Total	27	100%



Overall, the respondents who were member of a student association, consider that by the activity developed in such organisation they are contributing to a better social environment for students.

Student Democracy – CoViD 19

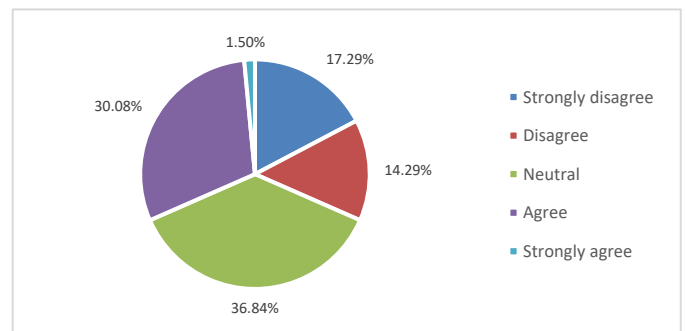
The CoViD-19 pandemic changed everything including the life and activity of the students. We were interested to find out if this period affected some of the components of student democracy.

As it can be seen below, we find out that over 60% do agree that even in online, students were involved in decision regarding teaching activities and evaluation methods and also, they were kept informed about decisions taken by faculty/university management

Overall, they felt that during pandemic, student democracy became more pronounced.

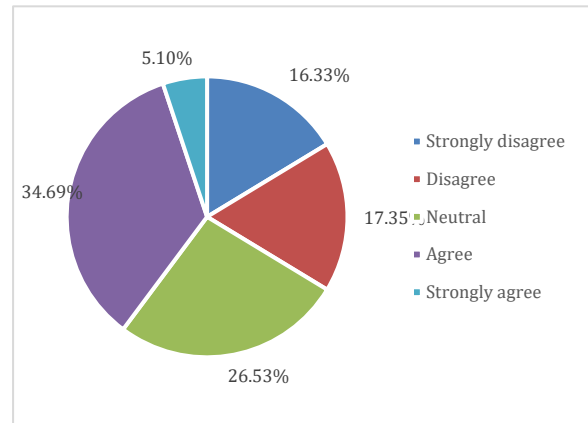
Q53. During the CoViD-19 pandemic, students were involved in decisions regarding teaching activities

During the CoViD-19 pandemic, students were involved in decisions regarding teaching activities		
Answers	Respondents	%
Strongly disagree	23	17.29%
Disagree	19	14.29%
Neutral	49	36.84%
Agree	40	30.08%
Strongly agree	2	1.50%
Total	133	100%



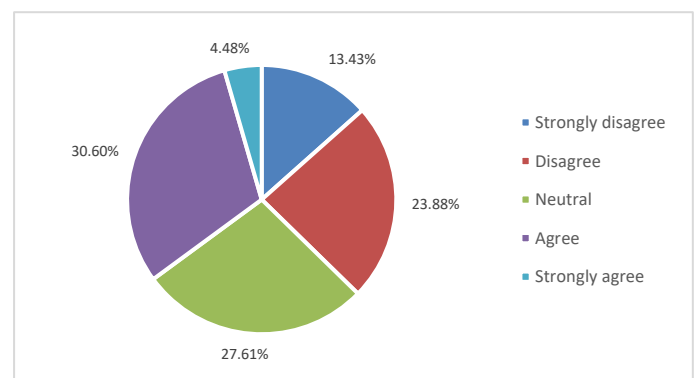
Q54. During the CoViD-19 pandemic, students were involved in decisions about evaluation methods

During the CoViD-19 pandemic, students were involved in decisions about evaluation methods		
Answers	Respondents	%
Strongly disagree	18	13.43%
Disagree	32	23.88%
Neutral	37	27.61%
Agree	41	30.60%
Strongly agree	6	4.48%
Total	134	100.0%



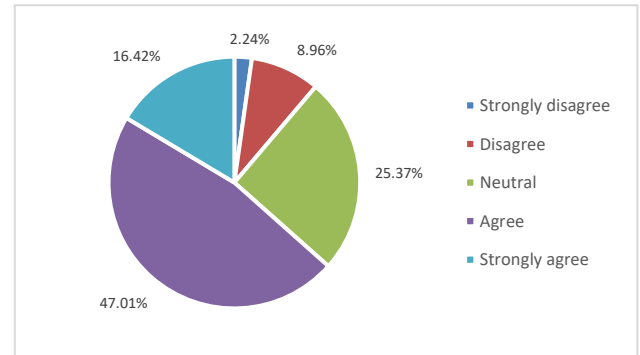
Q55. During the CoViD-19 pandemic, students were informed continuously of all decisions made by the management of the faculty / university.

During the CoViD-19 pandemic, students were informed continuously of all decisions made by the management of the faculty / university.		
Answers	Respondents	%
Strongly disagree	3	2.24%
Disagree	12	8.96%
Neutral	34	25.37%
Agree	63	47.01%
Strongly agree	22	16.42%
Total	134	100%



Q56. During the CoViD-19 pandemic, Student Democracy became much more pronounced

During the CoViD-19 pandemic, Student Democracy became much more pronounced		
Answers	Respondents	%
Strongly disagree	6	4.51%
Disagree	13	9.77%
Neutral	93	69.92%
Agree	17	12.78%
Strongly agree	4	3.01%
Total	133	100%



Conclusions

The conclusions of this study can be summarized as follows:

In general students are not aware about their rights but also, they do not know their obligations, they oscillate between direct involvement and representativeness. When it comes to direct involvement, even if they have identified some problems, just a few reported them and if they know about the local student association, they are not a part of it.

As a final conclusion, a course about Student democracy, or simply Democracy, should be a good idea for all students no matter what specialization are they following. In this way they will become responsible citizens.

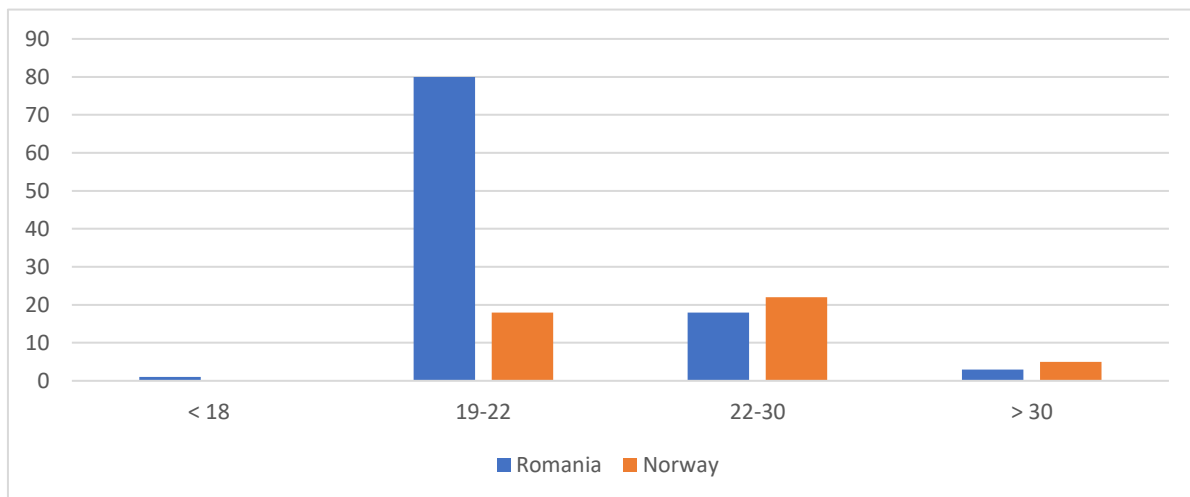
Annexes

1. Questionnaire, pdf
2. compared_analysis.pdf – contains distributions and charts regarding the answers provided by the romanian students compared with those provided by Norwegian students.

Students' perception on "Student Democracy" concept

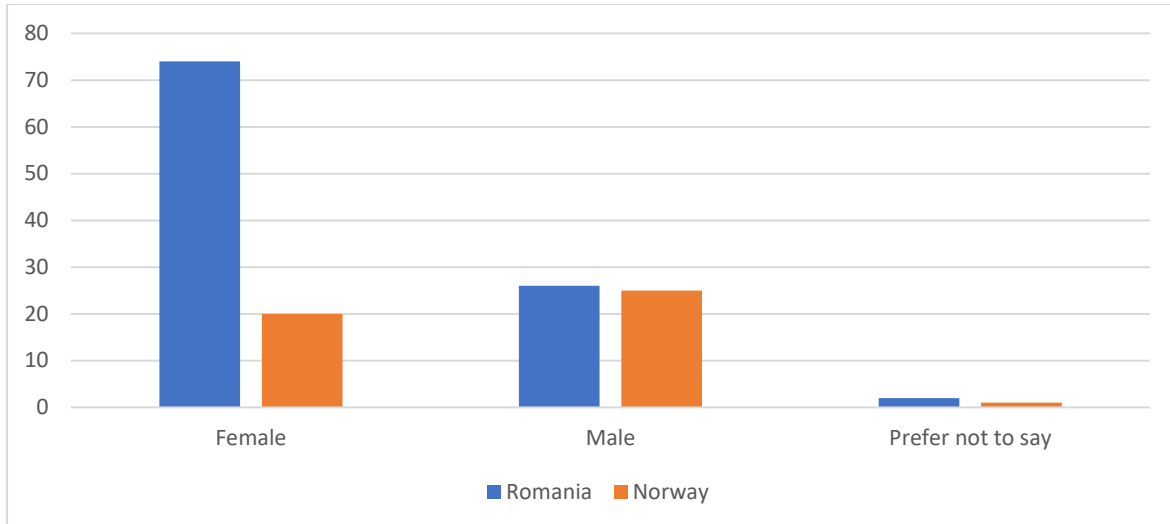
Q6. Age

Country	Romania		Norway		
	Age	Respondents	%	Respondents	%
	< 18	1	0.98%	0	0.00%
	19-22	80	78.43%	18	40.00%
	23-30	18	17.65%	22	48.89%
	> 31	3	2.94%	5	11.11%
Total		102	100%	45	100%



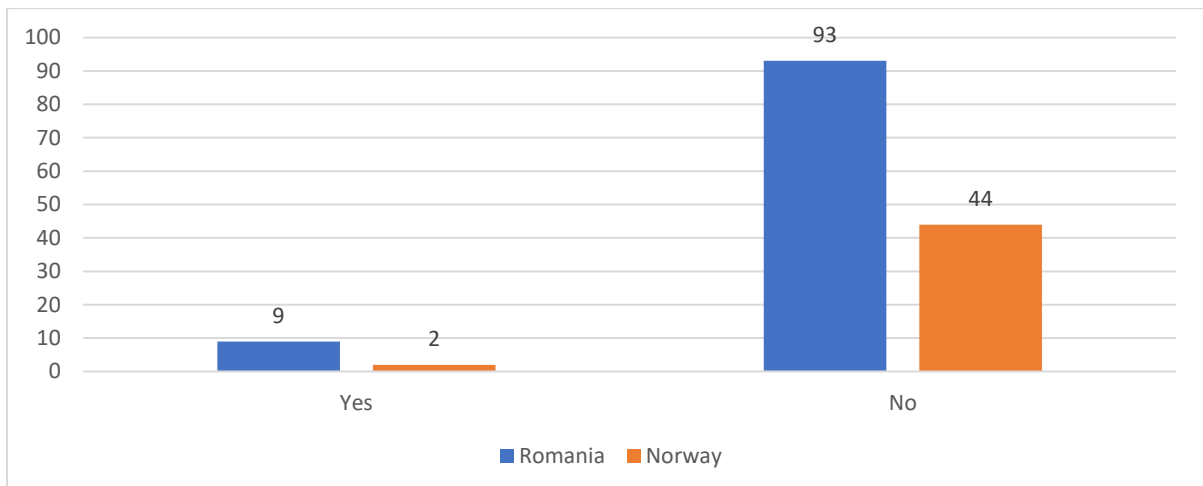
Q7. Gender

Country	Romania		Norway		
	Gender	Respondents	%	Respondents	%
	Female	74	72.55%	20	43.48%
	Male	26	25.49%	25	54.35%
	Prefer not to say	2	1.96%	1	2.17%
Total		102	100%	46	100%



Q8. Did you participate in SubFly Student Democracy project?

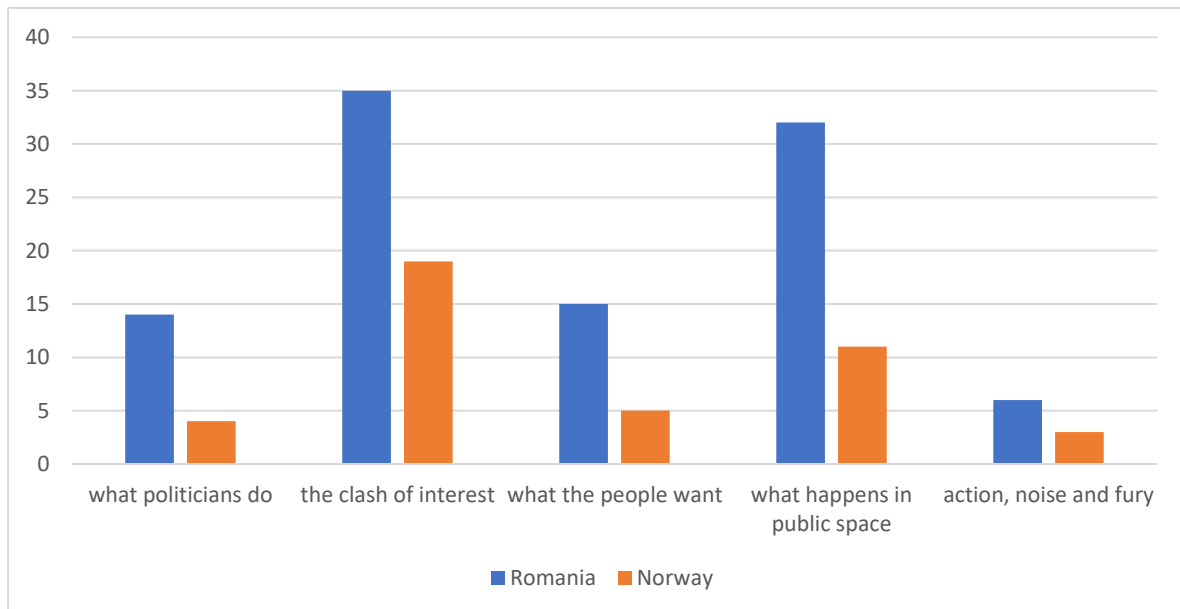
Did you participate in SubFly Student Democracy project?				
Country	Romania		Norway	
Answers	Respondents	%	Respondents	%
Yes	9	8.82%	2	4.35%
No	93	91.18%	44	95.65%
Total	102	100%	46	100%



The concept of "Student Democracy" – Representation vs Involvement

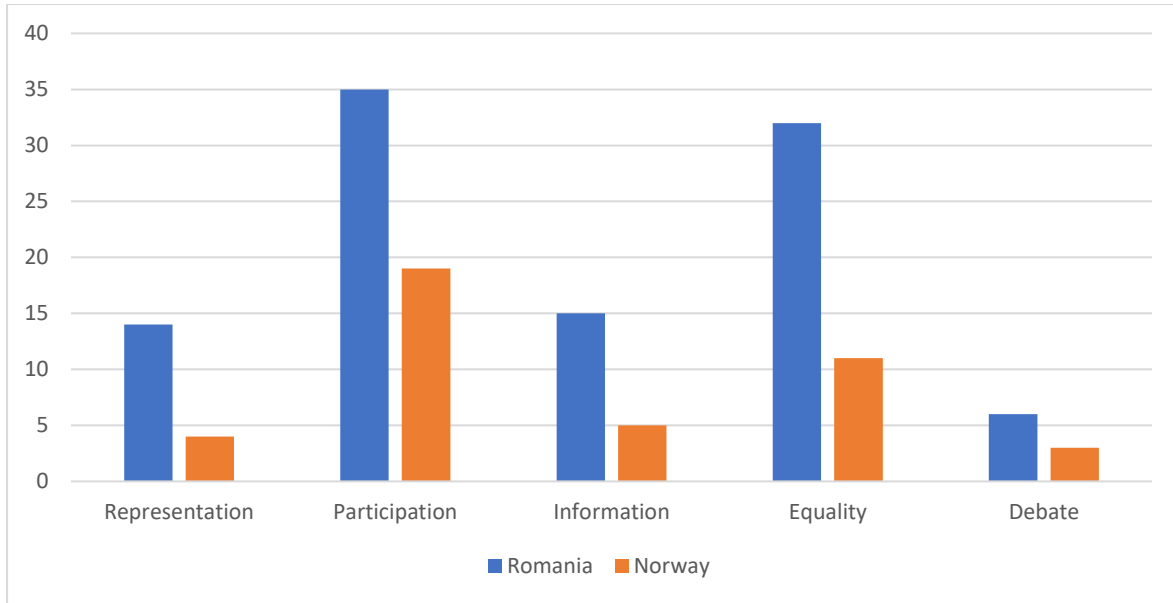
Q9. Politics is?

Country	Romania		Norway		
	What is politics?	Respondents	%	Respondents	%
	what politicians do	14	13.73%	4	9.52%
	the clash of interest	35	34.31%	19	45.24%
	what the people want	15	14.71%	5	11.90%
	what happens in public space	32	31.37%	11	26.19%
	action, noise and fury	6	5.88%	3	7.14%
Total		102	100%	42	100%



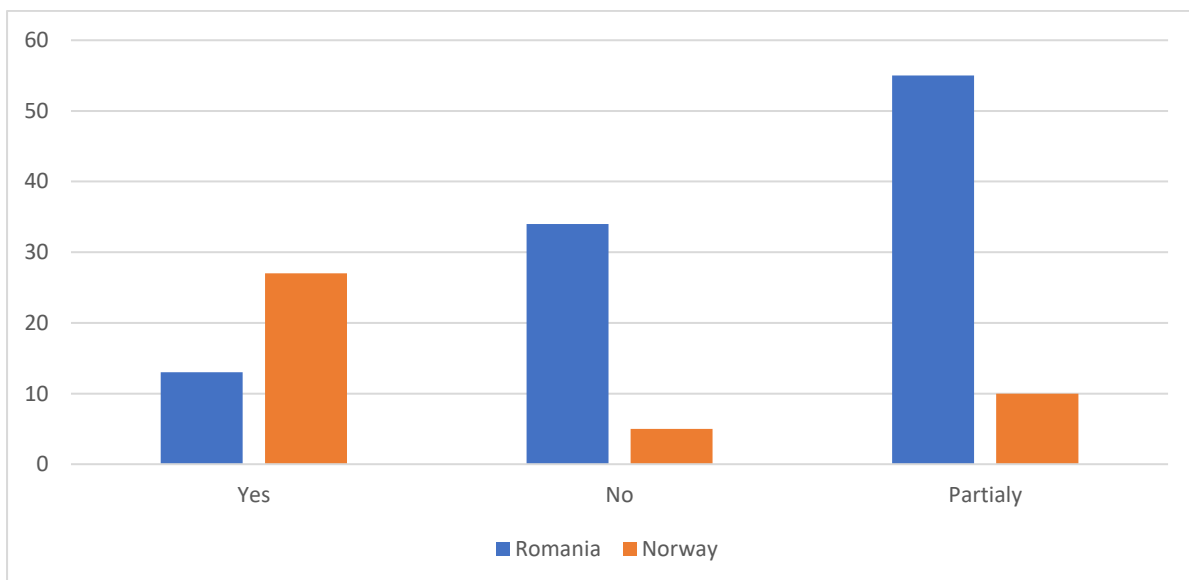
Q10. What is most important for democracy?

What is the most important concept for democracy?					
Country	Romania		Norway		
	Answers	Respondents	%	Respondents	%
	Representation	3	2.94%	8	19.05%
	Participation	18	17.65%	13	30.95%
	Information	18	17.65%	8	19.05%
	Equality	38	37.25%	10	23.81%
	Debate	25	24.51%	3	7.14%
Total		102	100.00%	42	100.00%



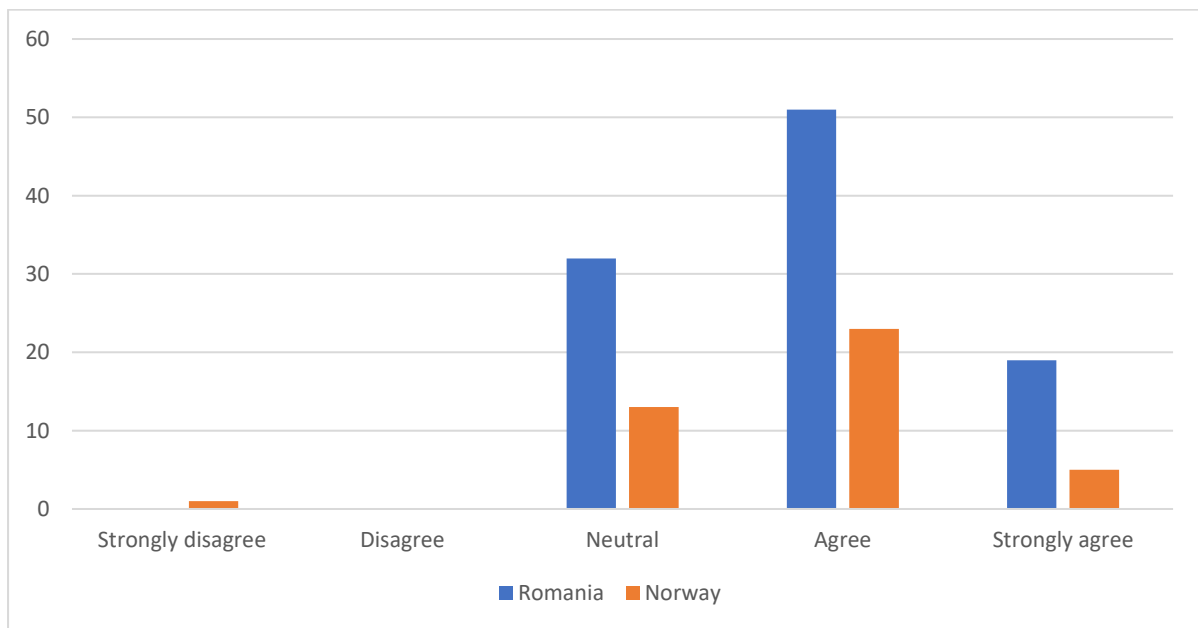
Q11. Are you familiar with the concept of Student democracy?

Are you familiar with the concept of Student democracy?				
Country	Romania		Norway	
Answers	Respondents	%	Respondents	%
Yes	13	12.75%	27	64.29%
No	34	33.33%	5	11.90%
Partially	55	53.92%	10	23.81%
Total	102	100%	42	100%



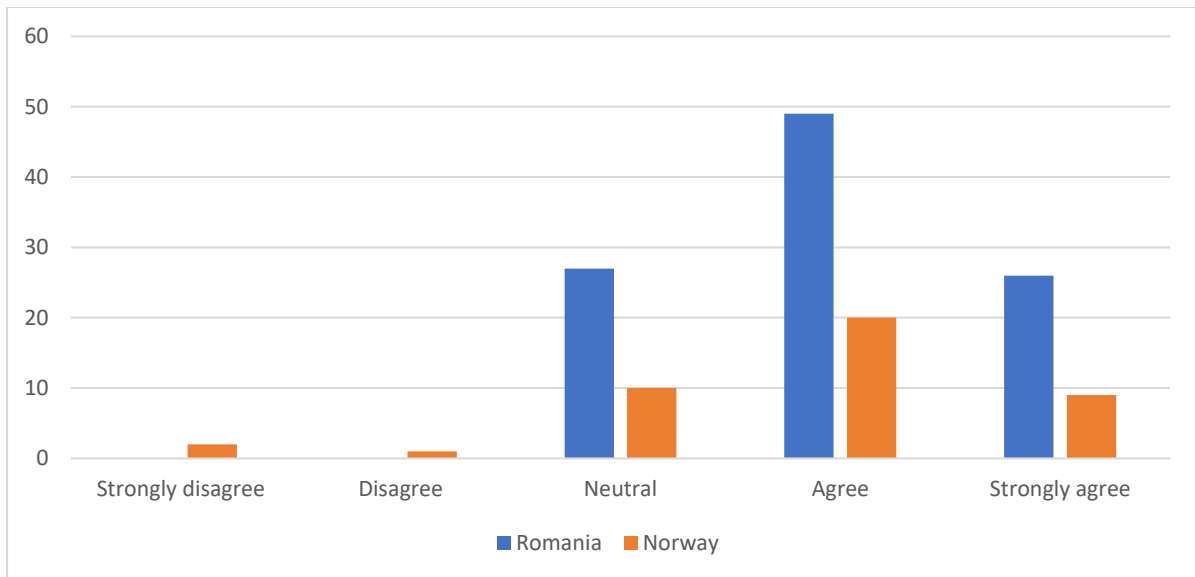
Q12. Student democracy creates a better learning environment

Student democracy creates a better learning environment				
Country	Romania		Norway	
Answers	Respondents	%	Respondents	%
Strongly disagree	0	0.00%	1	2.38%
Neutral	32	31.37%	13	30.95%
Agree	51	50.00%	23	54.76%
Strongly agree	19	18.63%	5	11.90%
Total	102	100%	42	100%



Q13. "Student Democracy" involves the active participation of students in their educational process

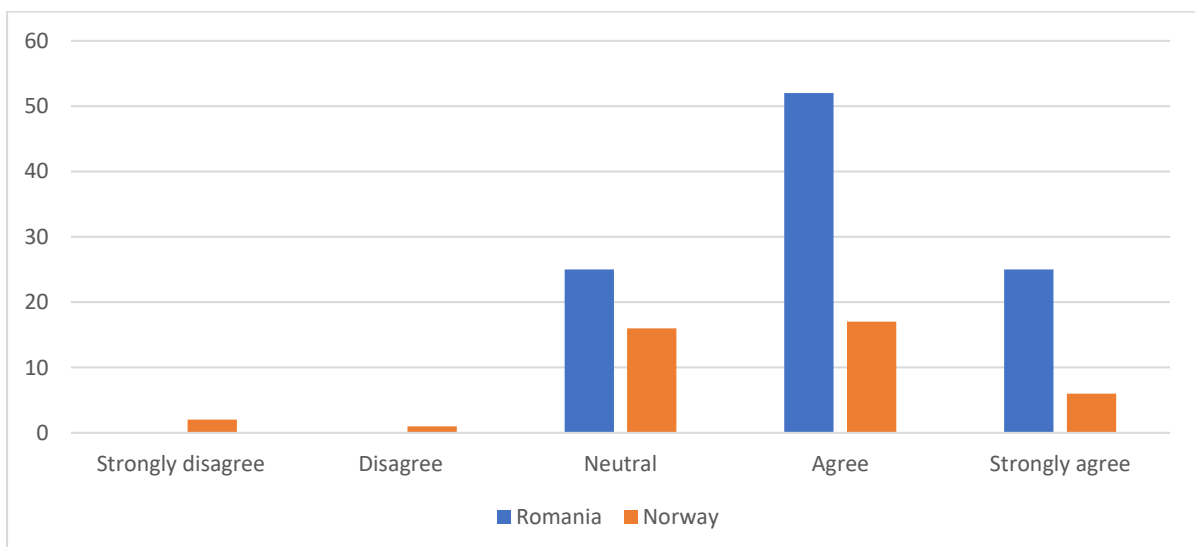
"Student Democracy" involves the active participation of students in their educational process				
Country	Romania		Norway	
Answers	Respondents	%	Respondents	%
Strongly disagree	0	0.00%	2	4.76%
Disagree	0	0.00%	1	2.38%
Neutral	27	26.47%	10	23.81%
Agree	49	48.04%	20	47.62%
Strongly agree	26	25.49%	9	21.43%
Total	102	100%	42	100%



Q14. "Student Democracy" involves the active participation of students in decision-making and planning

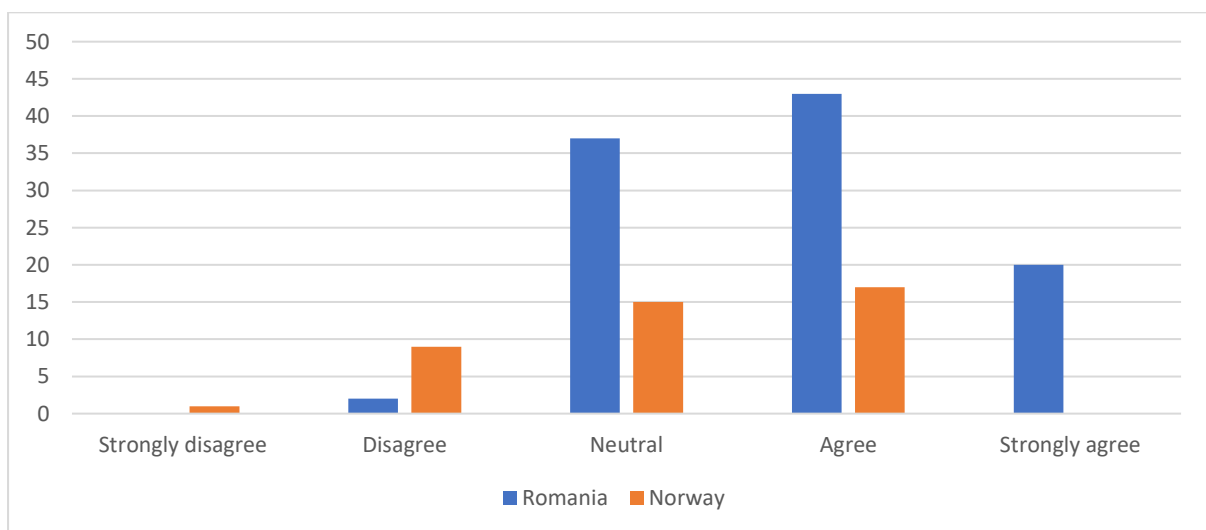
"Student Democracy" involves the active participation of students in decision-making and planning

Country	Romania		Norway		
	Answers	Respondents	%	Respondents	%
Strongly disagree		0	0.00%	2	4.76%
Disagree		0	0.00%	1	2.38%
Neutral		25	24.51%	16	38.10%
Agree		52	50.98%	17	40.48%
Strongly agree		25	24.51%	6	14.29%
Total		102	100%	42	100%



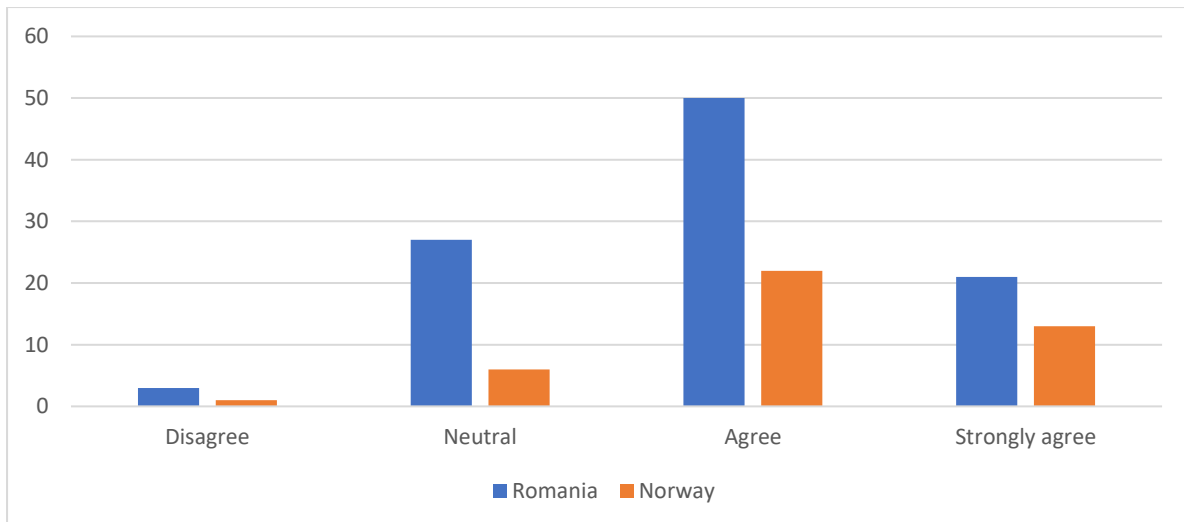
Q15. "Student Democracy" means direct involvement by each student

"Student Democracy" means direct involvement by each student				
Country	Romania		Norway	
Answers	Respondents	%	Respondents	%
Strongly disagree	0	0.00%	1	2.38%
Disagree	2	1.96%	9	21.43%
Neutral	37	36.27%	15	35.71%
Agree	43	42.16%	17	40.48%
Strongly agree	20	19.61%	0	0.00%
Total	102	100%	42	100%



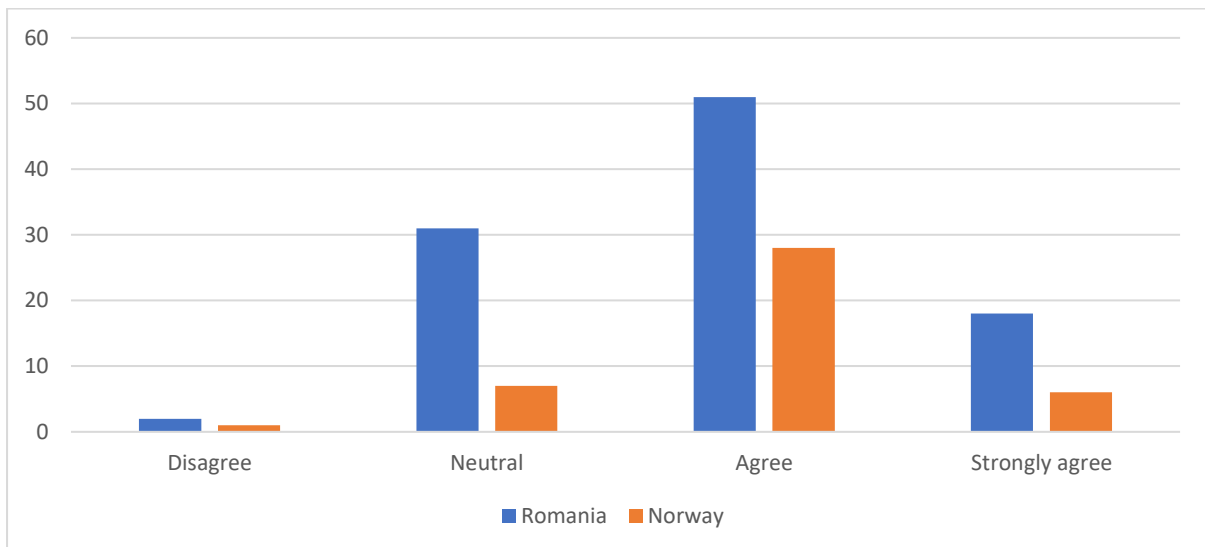
Q16. We should trust each other

We should trust each other				
Country	Romania		Norway	
Answers	Respondents	%	Respondents	%
Disagree	3	2.97%	1	2.38%
Neutral	27	26.73%	6	14.29%
Agree	50	49.50%	22	52.38%
Strongly agree	21	20.79%	13	30.95%
Total	101	100%	42	100%



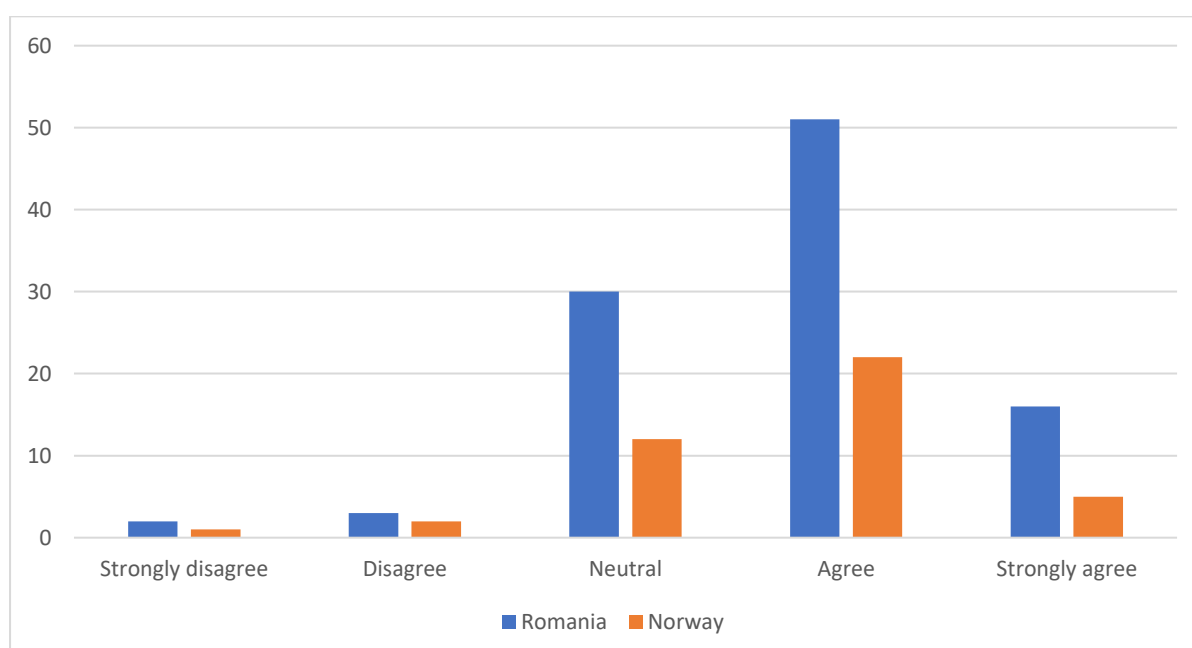
Q17. "Student Democracy" means involvement by representation

"Student Democracy" means involvement by representation				
Country	Romania		Norway	
Answers	Respondents	%	Respondents	%
Disagree	2	1.96%	1	2.38%
Neutral	31	30.39%	7	16.67%
Agree	51	50.00%	28	66.67%
Strongly agree	18	17.65%	6	14.29%
Total	102	100%	42	100%



Q18. We should trust our leaders

We should trust our leaders				
Country	Romania		Norway	
Answers	Respondents	%	Respondents	%
Strongly disagree	2	1.96%	1	2.38%
Disagree	3	2.94%	2	4.76%
Neutral	30	29.41%	12	28.57%
Agree	51	50.00%	22	52.38%
Strongly agree	16	15.69%	5	11.90%
Total	102	100%	42	100%



Q19. During the studies I encountered problems related to: courses, seminars, evaluation

During the studies I encountered problems related to:										
Responses	Most frequent		Frequent		Less frequent		None		Total	
	Ro	No	Ro	No	Ro	No	Ro	No	Ro	No
Courses	1	1	17	9	49	24	34	8	101	42
Seminars	2	0	12	3	49	20	38	19	101	42
Evaluation	6	1	16	4	45	24	33	13	100	42

Q20. During the studies I encountered problems related to:

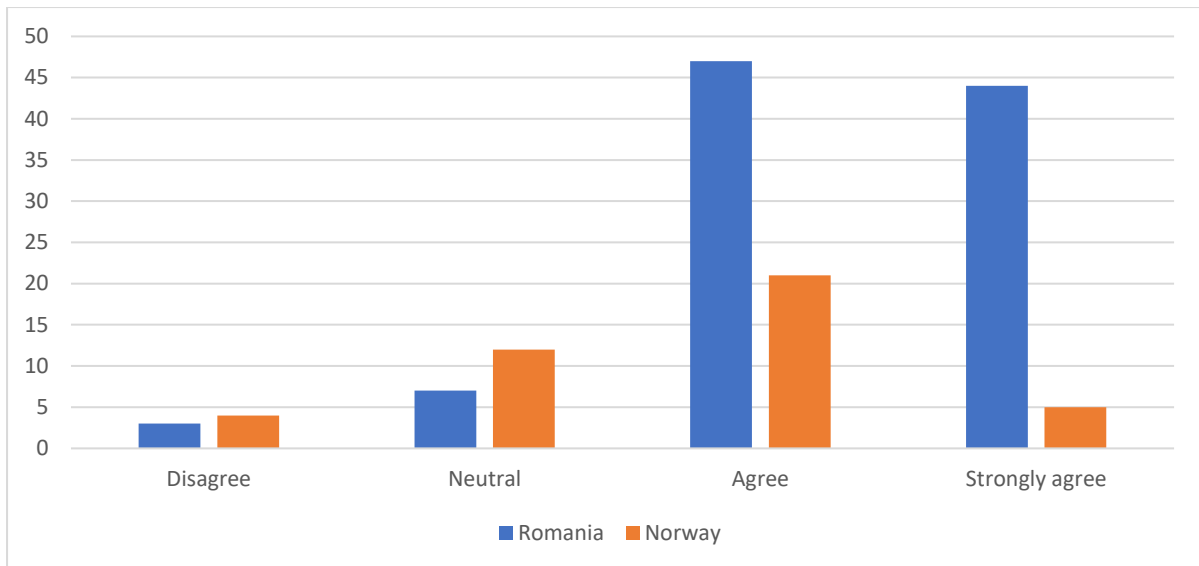
During the studies I encountered problems related to:										
Responses	Most frequent		Frequent		Less frequent		None		Total	
	Ro	No	Ro	No	Ro	No	Ro	No	Ro	No
Teacher-student relationship	4	2	9	3	48	17	40	20	101	42
Relationship with faculty management	2	0	8	3	28	14	63	25	101	42
Relationship with the administration/secretariat	5	0	9	1	27	12	58	29	99	42

Q21. During the studies I encountered problems related to:

During the studies I encountered problems related to:										
Responses	Most frequent		Frequent		Less frequent		None		Total	
	Ro	No	Ro	No	Ro	No	Ro	No	Ro	No
Unethical behaviour	5	2	9	5	27	13	58	22	99	42
Gender discrimination	2	0	3	3	15	5	81	34	101	42
Racism	2	1	0	1	7	7	89	33	98	42

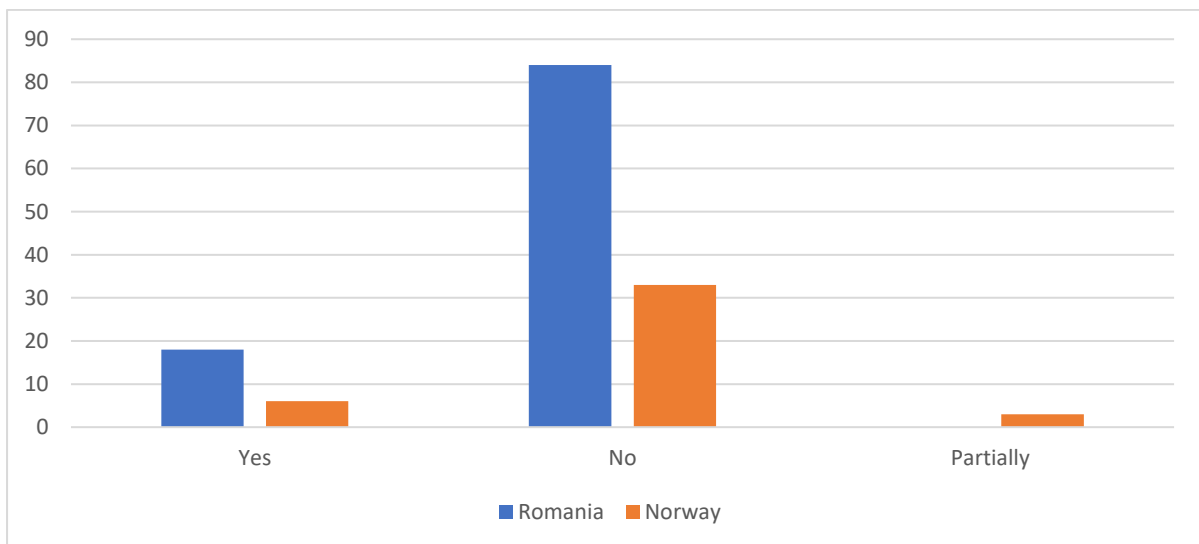
Q22. Students need to be personally involved in reporting issues

Students need to be personally involved in reporting issues					
Country	Romania		Norway		
	Answers	Respondents	%	Respondents	%
Disagree		3	2.97%	4	9.52%
Neutral		7	6.93%	12	28.57%
Agree		47	46.53%	21	50.00%
Strongly agree		44	43.56%	5	11.90%
Total		101	100%	42	100%



Q23. Did you report issues directly to the faculty / university management?

Did you report issues directly to the faculty / university management?				
Country	Romania		Norway	
Answers	Respondents	%	Respondents	%
Yes	18	17.65%	6	14.29%
No	84	82.35%	33	78.57%
Partially	0	0.00%	3	7.14%
Total	102	100%	42	100%

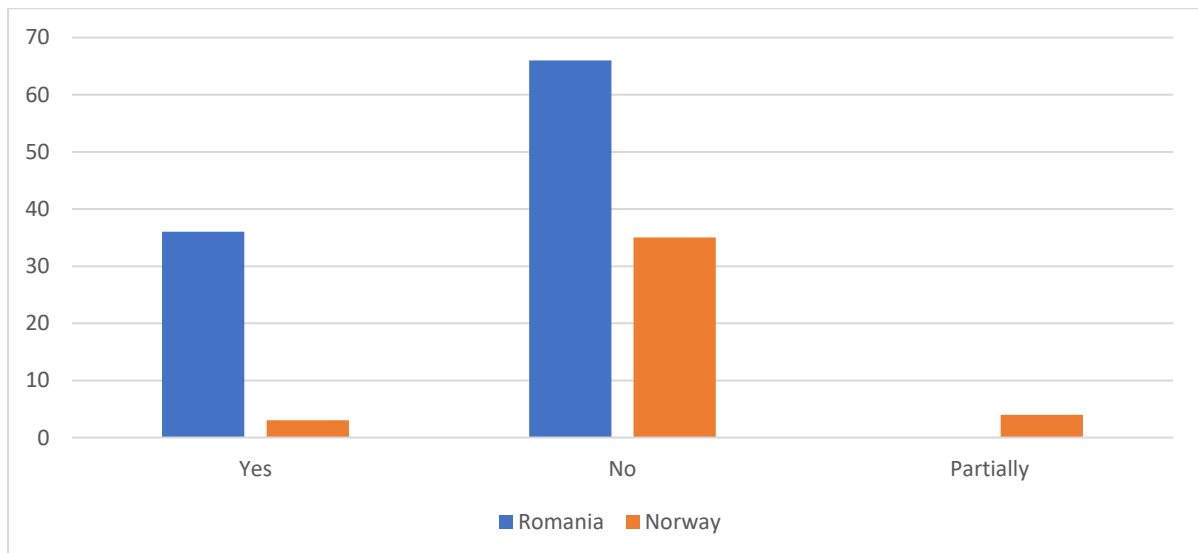


Q24. Students need to be personally involved in solving problems

Students need to be personally involved in solving problems				
Country	Romania		Norway	
Answers	Respondents	%	Respondents	%
Disagree	12	11.76%		
Neutral	12	11.76%		
Agree	64	62.75%		
Strongly agree	14	13.73%		
Total	102	100.00%		

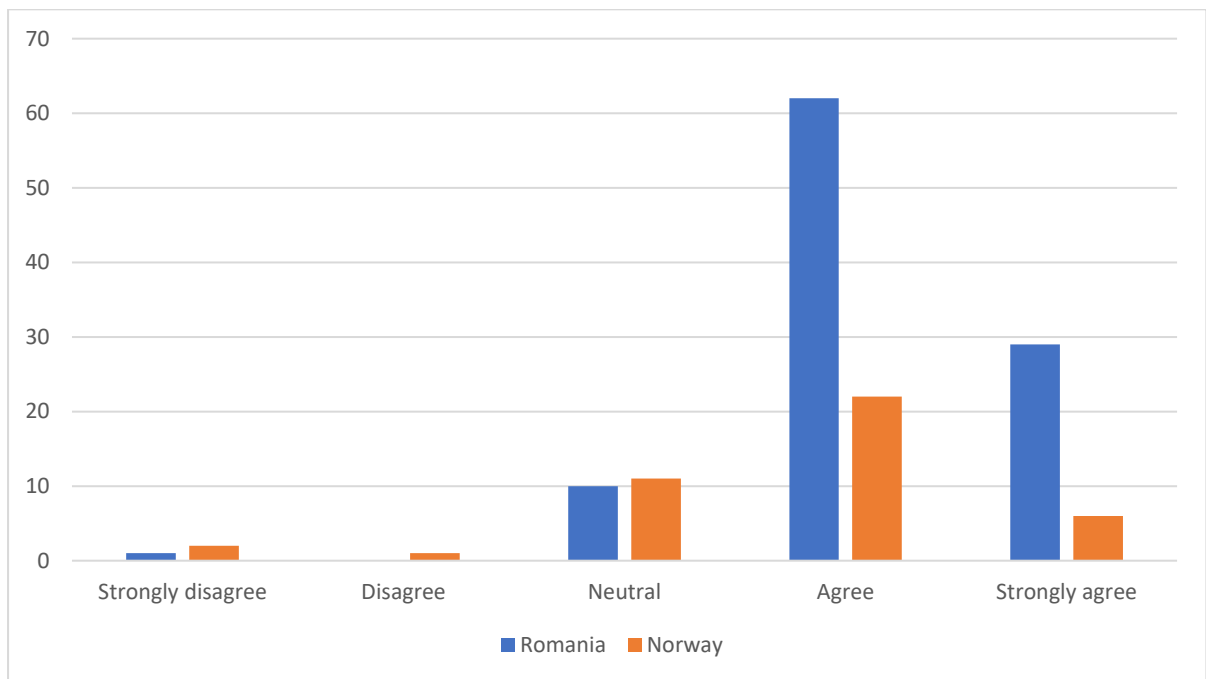
Q25. Have you personally been directly involved in solving any identified issues?

Have you personally been directly involved in solving any identified issues?				
Country	Romania		Norway	
Answers	Respondents	%	Respondents	%
Yes	36	35.29%	3	7.14%
No	66	64.71%	35	83.33%
Partially	0	0.00%	4	9.52%
Total	102	100%	42	100%



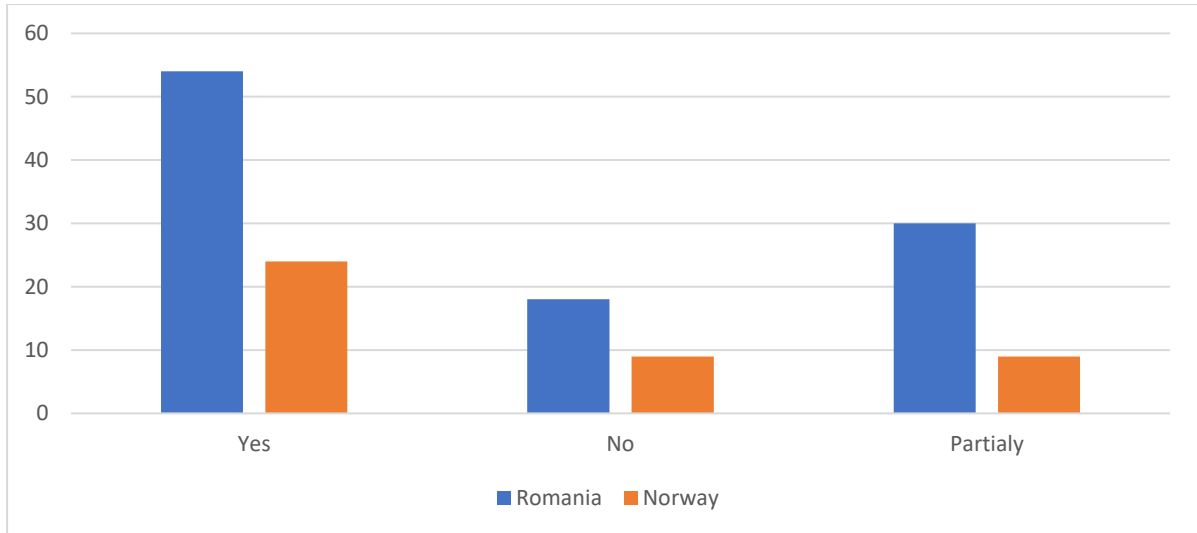
Q26. Issues should be reported to student representatives

Issues should be reported to student representatives				
Country	Romania		Norway	
Answers	Respondents	%	Respondents	%
Strongly disagree	1	0.98%	2	4.76%
Disagree	0	0.00%	1	2.38%
Neutral	10	9.80%	11	26.19%
Agree	62	60.78%	22	52.38%
Strongly agree	29	28.43%	6	14.29%
Total	102	100%	42	100%



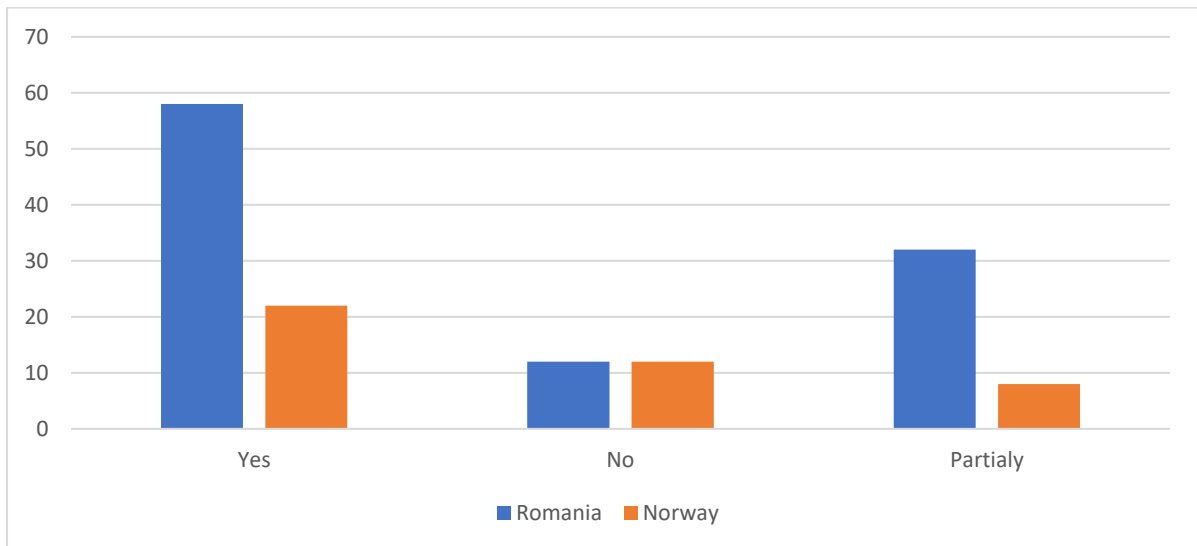
Q27. Do you know the names of your representatives?

Do you know the names of your representatives?				
Country	Romania		Norway	
Answers	Respondents	%	Respondents	%
Yes	54	52.94%	24	57.14%
No	18	17.65%	9	21.43%
Partially	30	29.41%	9	21.43%
Total	102	100%	42	100%



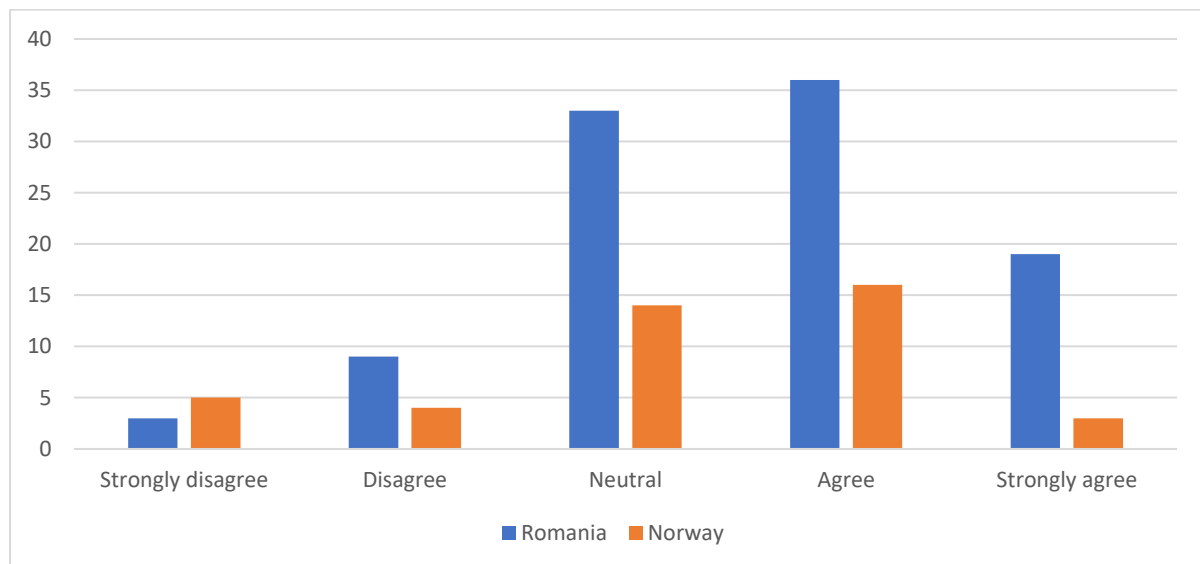
Q28. Do you know the role of your representatives?

Do you know the role of your representatives?				
Country	Romania		Norway	
Answers	Respondents	%	Respondents	%
Yes	58	56.86%	22	52.38%
No	12	11.76%	12	28.57%
Partially	32	31.37%	8	19.05%
Total	102	100%	42	100%



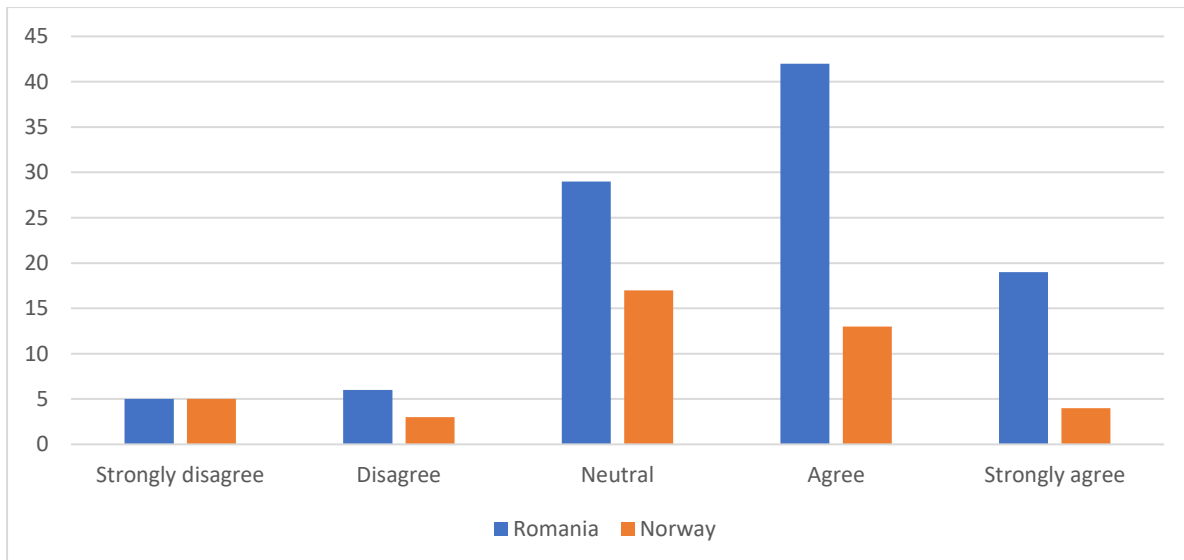
Q29. Student representatives are in continual contact with the students they represent

Student representatives are in continual contact with the students they represent				
Country	Romania		Norway	
Answers	Respondents	%	Respondents	%
Strongly disagree	3	3.00%	5	11.90%
Disagree	9	9.00%	4	9.52%
Neutral	33	33.00%	14	33.33%
Agree	36	36.00%	16	38.10%
Strongly agree	19	19.00%	3	7.14%
Total	100	100%	42	100%



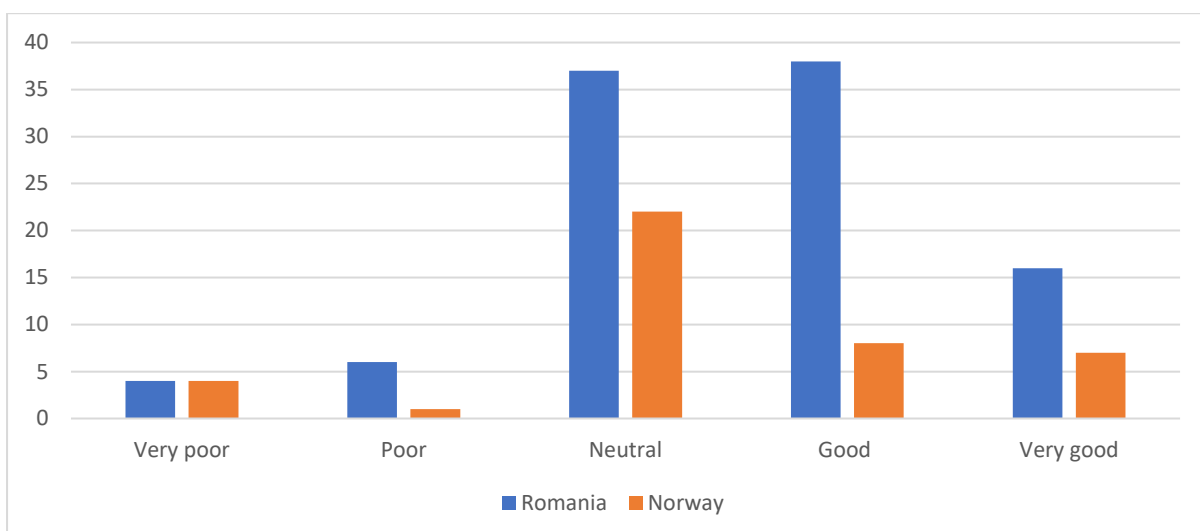
Q30. Student representatives continually inform you about problems that arise and proposed solutions

Student representatives continually inform you about problems that arise and proposed solutions				
Country	Romania		Norway	
Answers	Respondents	%	Respondents	%
Strongly disagree	5	4.95%	5	11.90%
Disagree	6	5.94%	3	7.14%
Neutral	29	28.71%	17	40.48%
Agree	42	41.58%	13	30.95%
Strongly agree	19	18.81%	4	9.52%
Total	101	100%	42	100%



Q31. Your opinion regarding student representatives' activity is

Your opinion regarding student representatives' activity is				
Country	Romania		Norway	
Answers	Respondents	%	Respondents	%
Very poor	4	3.96%	4	9.52%
Poor	6	5.94%	1	2.38%
Neutral	37	36.63%	22	52.38%
Good	38	37.62%	8	19.05%
Very good	16	15.84%	7	16.67%
Total	101	100%	42	100%



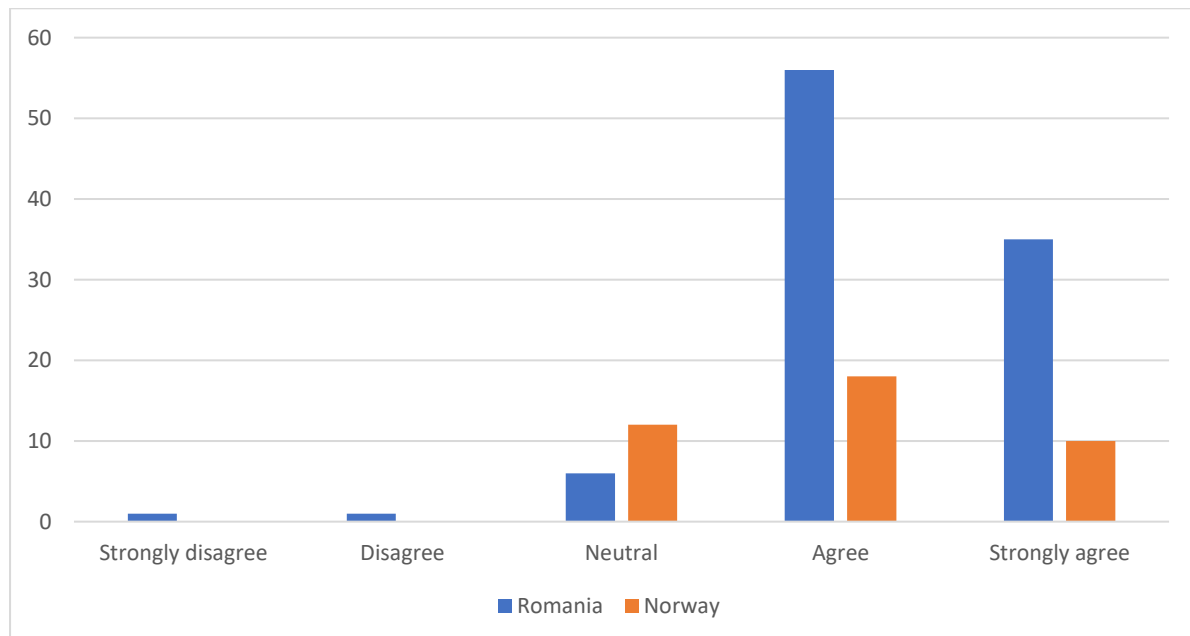
Student Democracy – Representatives

Low number of data

Student Democracy – Student Associations

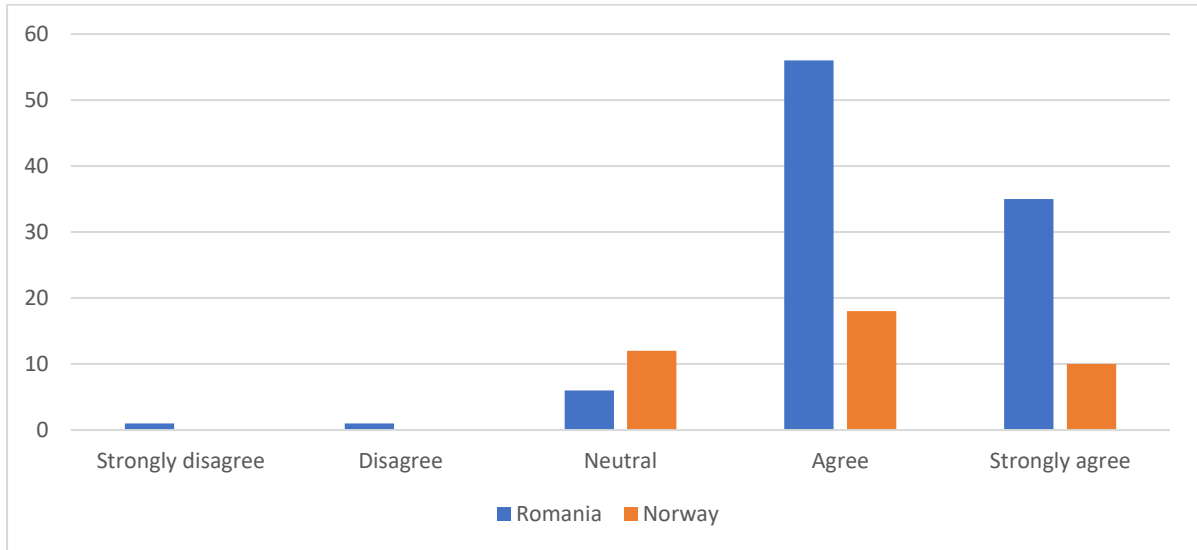
Q45. Is there a student association at your faculty?

Is there a student association at your faculty?				
Country	Romania		Norway	
Answers	Respondents	%	Respondents	%
Yes	84	84.85%	22	55.00%
No	0	0.00%	2	5.00%
I don't know	15	15.15%	16	40.00%
Total	99	100%	40	100%



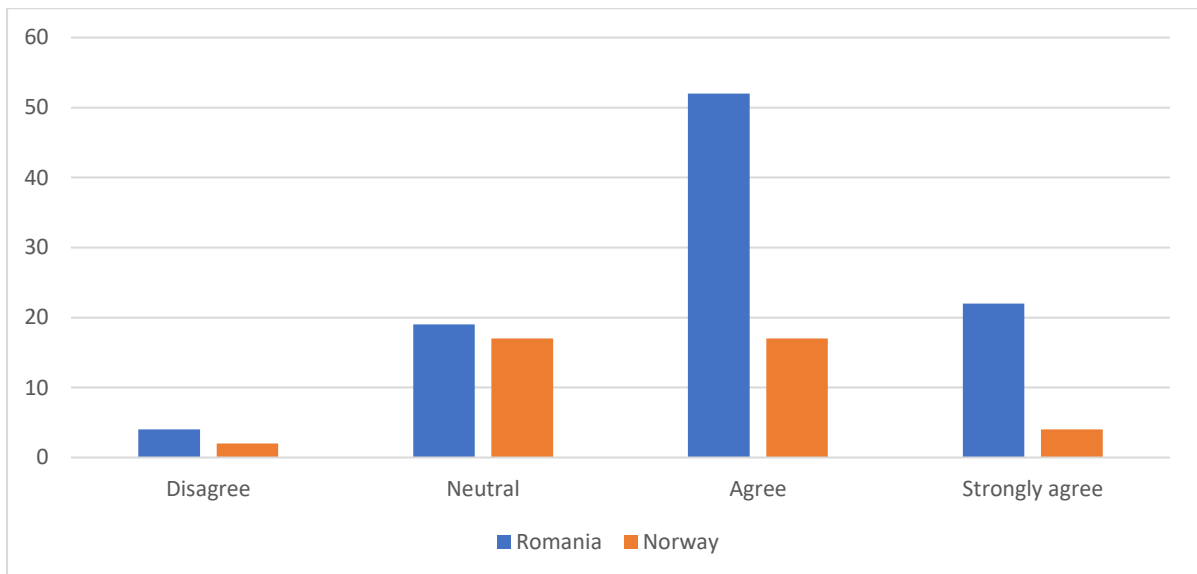
Q46. The role of a student association is to represent all students

The role of a student association is to represent all students				
Country	Romania		Norway	
Answers	Respondents	%	Respondents	%
Strongly disagree	1	1.01%	0	0.00%
Disagree	1	1.01%	0	0.00%
Neutral	6	6.06%	12	30.00%
Agree	56	56.57%	18	45.00%
Strongly agree	35	35.35%	10	25.00%
Total	99	100%	40	100%



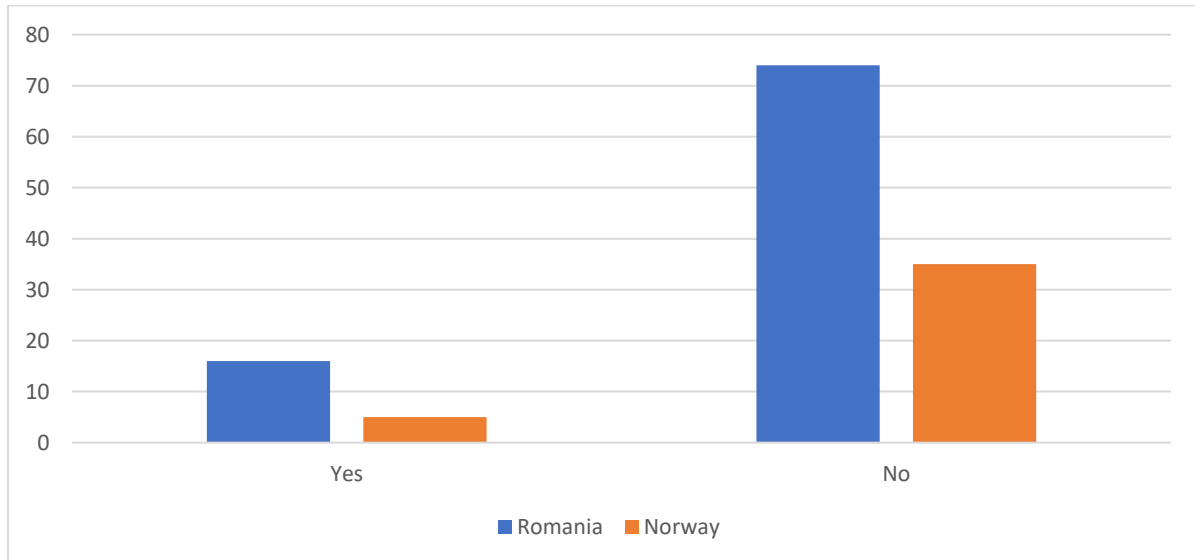
Q47. Student associations should function as a local "mini-government"

Student associations should function as a local "mini-government"				
Country	Romania		Norway	
Responses	Respondents	%	Respondents	%
Disagree	4	1.01%	2	5.00%
Neutral	19	1.01%	17	42.50%
Agree	52	6.06%	17	42.50%
Strongly agree	22	56.57%	4	10.00%
Total	99	100%	40	100%



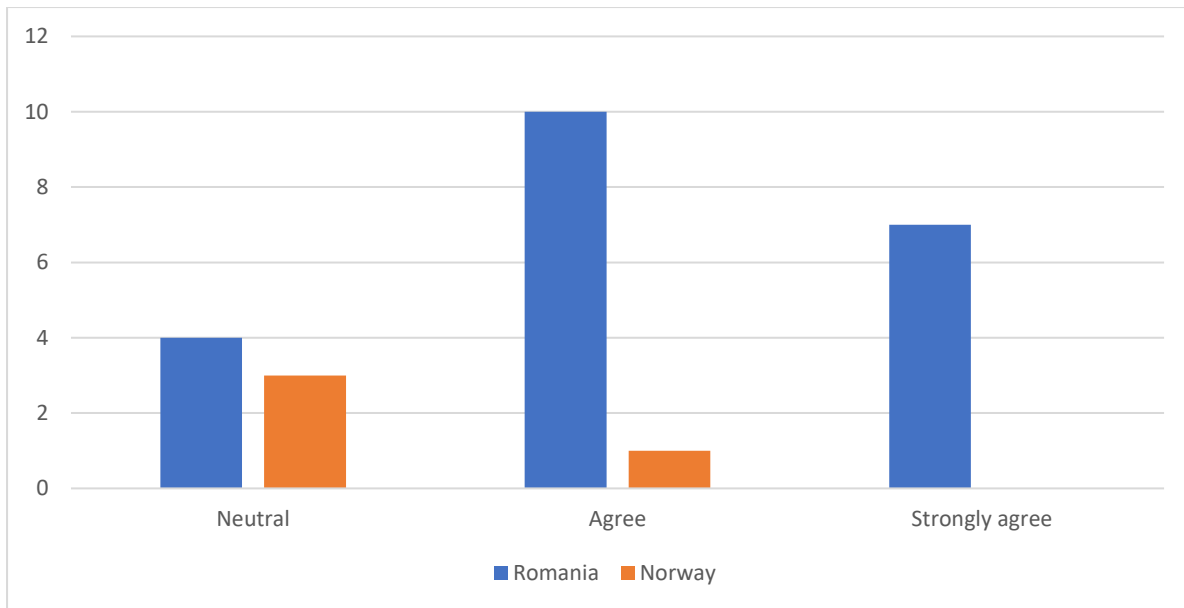
Q48. Are you a member of such an association?

Are you a member of such an association?				
Country	Romania		Norway	
Answers	Respondents	%	Respondents	%
Yes	16	17.78%	5	12.50%
No	74	82.22%	35	87.50%
Total	90	100%	40	100%



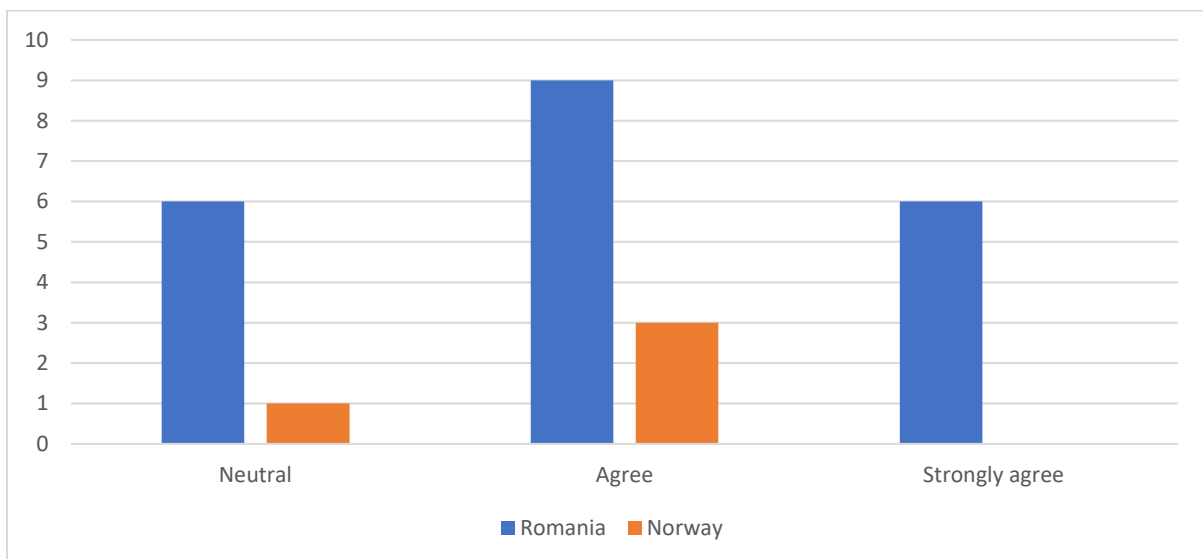
Q49. The association I belong to, plays an important role in understanding my rights and obligations as a student

The association I belong to, plays an important role in understanding my rights and obligations as a student				
Country	Romania		Norway	
Answers	Respondents	%	Respondents	%
Neutral	4	19.05%	3	75.00%
Agree	10	47.62%	1	25.00%
Strongly agree	7	33.33%	0	0.00%
Total	21	100%	4	100%



Q50. The association I belong to, contributes very much to "student democracy"

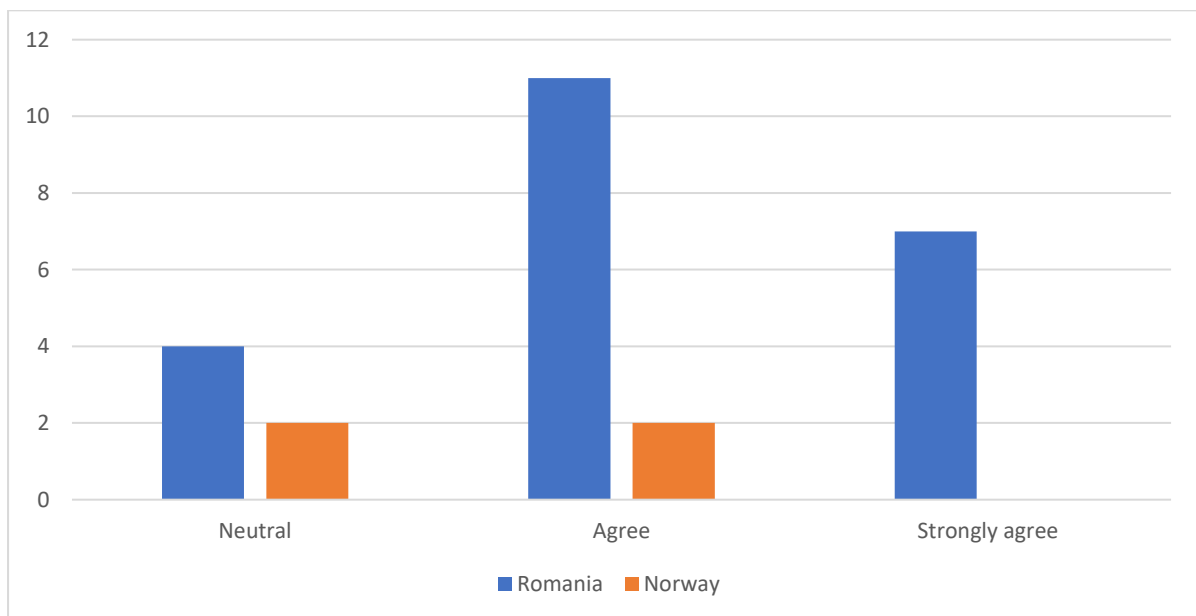
The association I belong to, contributes very much to "student democracy"				
Country	Romania		Norway	
Answers	Respondents	%	Respondents	%
Neutral	6	28.57%	1	25.00%
Agree	9	42.86%	3	75.00%
Strongly agree	6	28.57%	0	0.00%
Total	21	100%	4	100%



Q51. Through the association we actively participate in the social, economic and political life of the community we belong to

Through the association we actively participate in the social, economic, and political life of the community we belong to

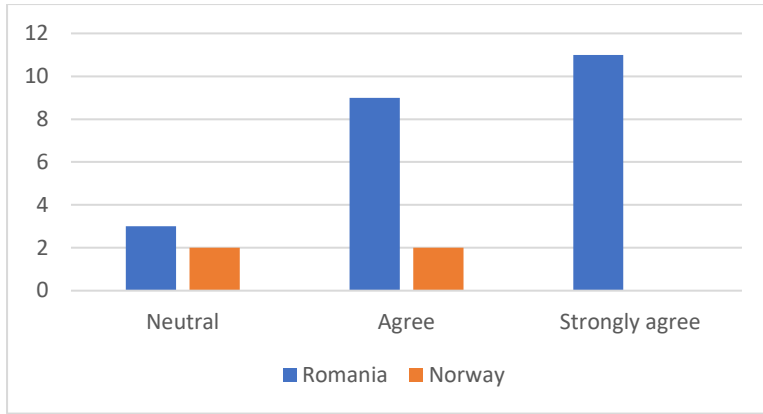
Country	Romania		Norway	
Answers	Respondents	%	Respondents	%
Neutral	4	18.18%	2	50.00%
Agree	11	50.00%	2	50.00%
Strongly agree	7	31.82%	0	0.00%
Total	22	100%	4	100%



Q52. Student associations create a better social environment for students

Student associations create a better social environment for students

Country	Romania		Norway	
Answers	Respondents	%	Respondents	%
Neutral	3	13.04%	2	50.00%
Agree	9	39.13%	2	50.00%
Strongly agree	11	47.83%	0	0.00%
Total	23	100%	4	100%

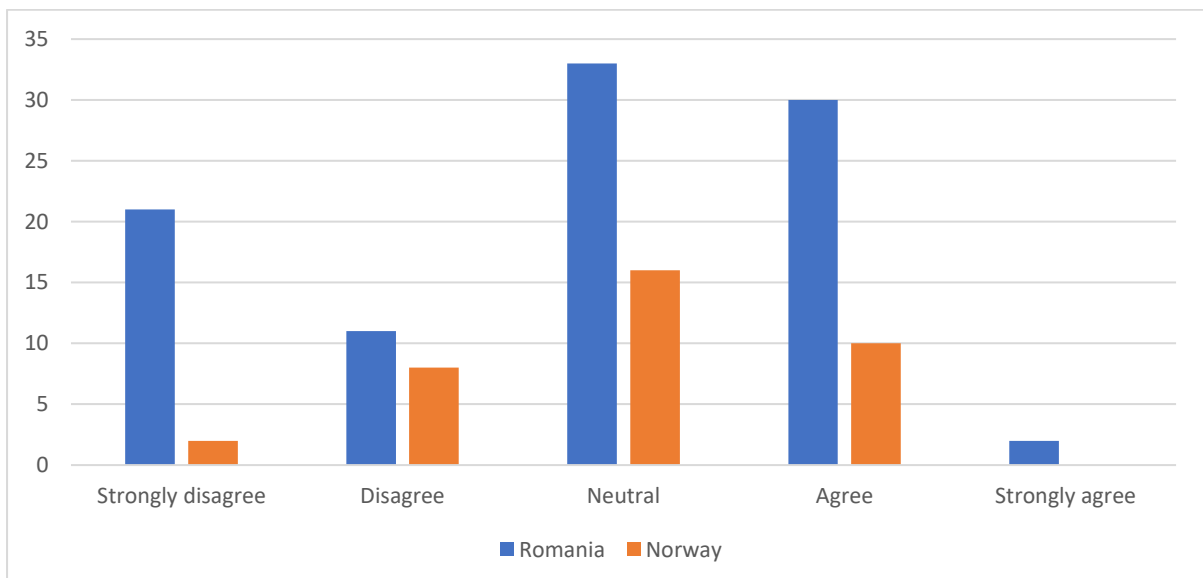


Student Democracy – CoViD 19

Q53. During the CoViD-19 pandemic, students were involved in decisions regarding teaching activities

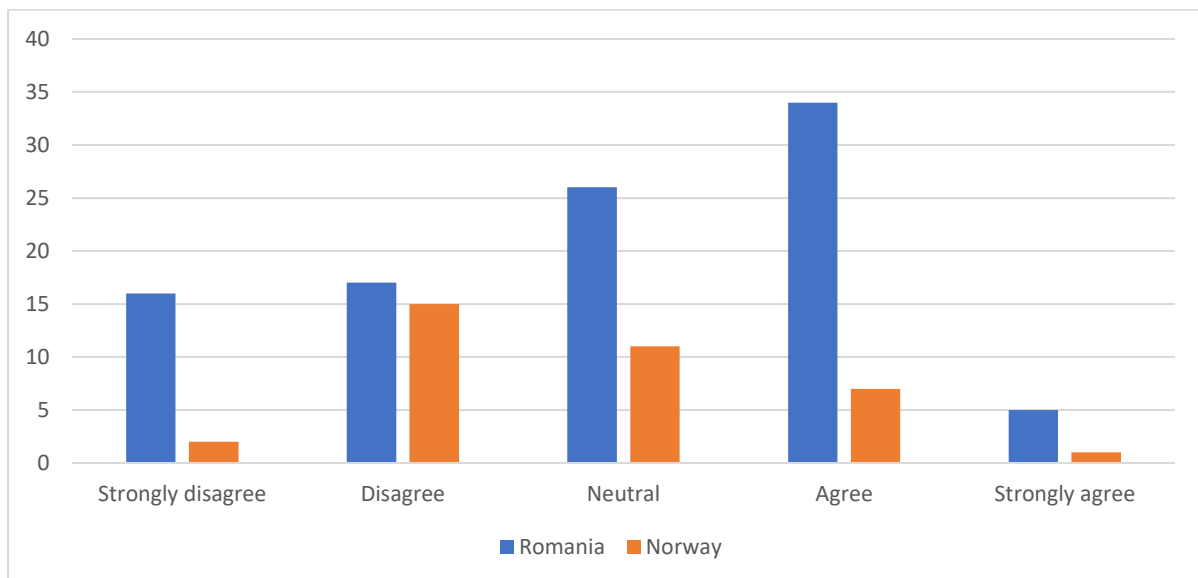
During the CoViD-19 pandemic, students were involved in decisions regarding teaching activities

Country	Romania		Norway		
	Answers	Respondents	%	Respondents	%
Strongly disagree		21	21.65%	2	5.56%
Disagree		11	11.34%	8	22.22%
Neutral		33	34.02%	16	44.44%
Agree		30	30.93%	10	27.78%
Strongly agree		2	2.06%	0	0.00%
Total		97	100%	36	100%



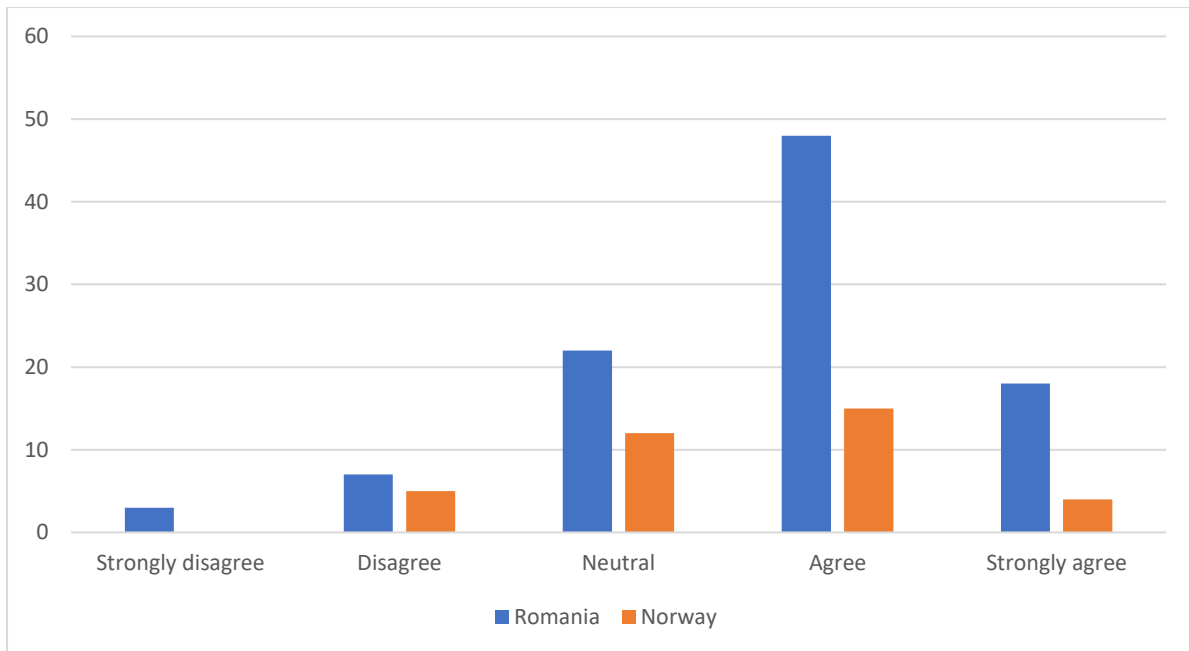
Q54. During the CoViD-19 pandemic, students were involved in decisions about evaluation methods

During the CoViD-19 pandemic, students were involved in decisions about evaluation methods				
Country	Romania		Norway	
Answers	Respondents	%	Respondents	%
Strongly disagree	16	16.33%	2	5.56%
Disagree	17	17.35%	15	41.67%
Neutral	26	26.53%	11	30.56%
Agree	34	34.69%	7	19.44%
Strongly agree	5	5.10%	1	2.78%
Total	98	100%	36	100%



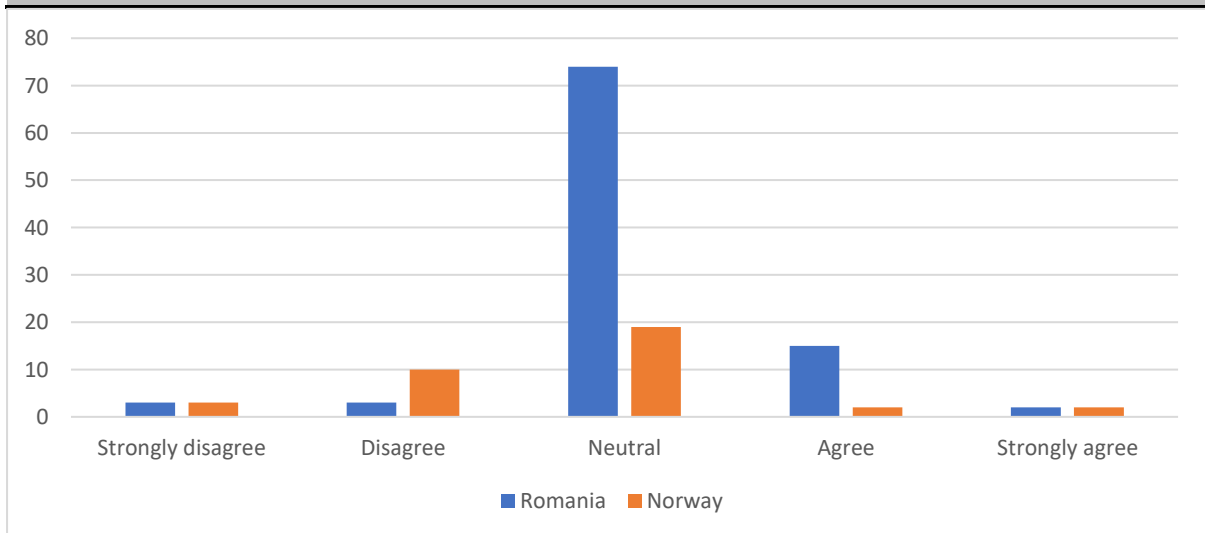
Q55. During the CoViD-19 pandemic, students were informed continuously of all decisions made by the management of the faculty / university.

During the CoViD-19 pandemic, students were informed continuously of all decisions made by the management of the faculty / university.				
Country	Romania		Norway	
Answers	Respondents	%	Respondents	%
Strongly disagree	3	3.06%	0	0.00%
Disagree	7	7.14%	5	13.89%
Neutral	22	22.45%	12	33.33%
Agree	48	48.98%	15	41.67%
Strongly agree	18	18.37%	4	11.11%
Total	98	100%	36	100%



Q56. During the CoViD-19 pandemic, Student Democracy became much more pronounced

During the CoViD-19 pandemic, Student Democracy became much more pronounced				
Country	Romania		Norway	
Answers	Respondents	%	Respondents	%
Strongly disagree	3	3.09%	3	8.33%
Disagree	3	3.09%	10	27.78%
Neutral	74	76.29%	19	52.78%
Agree	15	15.46%	2	5.56%
Strongly agree	2	2.06%	2	5.56%
Total	97	100.0%	36	100%



Students' perception on "Student Democracy" concept

Within the project No: 19-COP-0042, SUBFLY - Students democracy, a team from the Babeş-Bolyai University, Romania and University of South-Eastern Norway is conducting a study on how students perceive and apply the concept of "Student Democracy ". Please allow us a few minutes of your time to help us complete this study by completing the questionnaire below.

Demographic of data

1. Your University

2. Study domain

- Accounting
- Administrative Sciences
- Agronomy
- Applied Engineering Sciences
- Architecture
- Biochemistry
- Biology
- Business Administration
- Chemistry

- Cinematography and Media
- Communication Science
- Computers and Information Technology
- Cultural Studies
- Cybernetics, Statistics and Economic informatics
- Economics and International Affairs
- Economy
- Education Sciences
- Engineering
- Environmental science
- Finance
- Forestry
- Geography
- Geology
- History
- History and Theory of Art
- Horticulture
- Informatics
- International Relations and European Studies
- Management
- Marketing
- Mathematics
- Mechatronics and robotics
- Medicine
- Military Science
- Music

- Pharmacy
- Philology
- Philology
- Philosophy
- Physical Education and Sport
- Physical Therapy
- Physics
- Political Sciences
- Psychology
- Right
- Social assistance
- Social Sciences
- Sociology
- Theater and Performing Arts
- Theology
- Visual Arts
- Zootechnics

3. Level of study

- Bachelor
- Master
- PhD
- Post-doc

4. Year of study

- 1
- 2
- 3
- 4
- 5
- 6

5. Country of residence

6. Age

7. Gender

- Female
- Male
- Prefer not to say

8. Did you participate in SubFly Student Democracy project?

Yes

No

The concept of "Student Democracy" – Representation

9. Politics is

- what politicians do
- the clash of interests
- what the people want
- what happens in public space
- action, noise and fury

10. What is most important for democracy?

- representation
- participation
- information
- equality
- debate

11. Are you familiar with the concept of Student democracy?

- Yes
- No
- Partly

12. Student democracy creates a better learning environment

- Strongly disagree
- Disagree
- Neutral
- Agree
- Strongly agree

13. "Student Democracy" involves the active participation of students in their educational process

- Strongly disagree
- Disagree
- Neutral
- Agree
- Strongly agree

14. "Student Democracy" involves the active participation of students in decision-making and planning

- Strongly disagree
- Disagree
- Neutral
- Agree
- Strongly agree

15. "Student Democracy" means direct involvement by each student

- Strongly disagree
- Disagree
- Neutral
- Agree
- Strongly agree

16. We should trust each other.

- Strongly disagree
- Disagree
- Neutral
- Agree
- Strongly agree

17. "Student Democracy" means involvement by representation

- Strongly disagree
- Disagree
- Neutral
- Agree
- Strongly agree

18. We should trust our leaders.

- Strongly disagree
- Disagree
- Neutral
- Agree
- Strongly agree

19. During the studies I encountered problems related to

	Most frequent	Frequent	Less frequent	None
Courses	<input type="radio"/>	<input type="radio"/>	<input type="radio"/>	<input type="radio"/>
Seminars	<input type="radio"/>	<input type="radio"/>	<input type="radio"/>	<input type="radio"/>
Evaluation	<input type="radio"/>	<input type="radio"/>	<input type="radio"/>	<input type="radio"/>

20. During the studies I encountered problems related to

	Most frequent	Frequent	Less frequent	None
Teacher-student relationship	<input type="radio"/>	<input type="radio"/>	<input type="radio"/>	<input type="radio"/>
Relationship with faculty management	<input type="radio"/>	<input type="radio"/>	<input type="radio"/>	<input type="radio"/>
Relationship with the administration/secretariat	<input type="radio"/>	<input type="radio"/>	<input type="radio"/>	<input type="radio"/>

21. During the studies I encountered problems related to

	Most frequent	Frequent	Less frequent	None
Unethical behaviour	<input type="radio"/>	<input type="radio"/>	<input type="radio"/>	<input type="radio"/>
Gender discrimination	<input type="radio"/>	<input type="radio"/>	<input type="radio"/>	<input type="radio"/>
Racism	<input type="radio"/>	<input type="radio"/>	<input type="radio"/>	<input type="radio"/>

22. Students need to be personally involved in reporting issues

- Strongly disagree
- Disagree
- Neutral
- Agree
- Strongly agree

23. Did you report issues directly to the faculty / university management?

- Yes
- No
- Partial

24. Students need to be personally involved in solving problems

- Strongly disagree
- Disagree
- Neutral
- Agree
- Strongly agree

25. Have you personally been directly involved in solving any identified issues?

- Yes
- No
- Partial

26. Issues should be reported to student representatives

- Strongly disagree
- Disagree
- Neutral
- Agree
- Strongly agree

27. Do you know the names of your representatives?

- Yes
- No
- Partial

28. Do you know the role of your representatives?

- Yes
- No
- Partial

29. Student representatives are in continual contact with the students they represent

- Strongly disagree
- Disagree
- Neutral
- Agree
- Strongly agree

30. Student representatives continually inform you about problems that arise and proposed solutions

- Strongly disagree
- Disagree
- Neutral
- Agree
- Strongly disagree

31. Your opinion regarding student representatives activity is

- Very poor
- Poor
- Neutral
- Good
- Very good

32. Are you involved in the activity of the faculty / university as a student representative? (if NOT please go to Section 3)

- Yes
- No
- Partial

33. Do you represent your colleagues on a

- Program level
- Faculty level
- University level/Senate

34. How often do you meet with colleagues you represent, digital or physical?

- Weekly
- Monthly
- Seasonal
- Yearly
- Never

35. Your colleagues' issues are brought to your attention (multiple answers allowed)

- by phone
- by email
- physical meetings
- digital meetings

36. In general, the problems reported by colleagues refer to

	Most frequent	Frequent	Less frequent	None
Courses	<input type="radio"/>	<input type="radio"/>	<input type="radio"/>	<input type="radio"/>
Seminars	<input type="radio"/>	<input type="radio"/>	<input type="radio"/>	<input type="radio"/>
Evaluation	<input type="radio"/>	<input type="radio"/>	<input type="radio"/>	<input type="radio"/>

37. In general, the problems reported by colleagues relate to

	Most frequent	Frequent	Less frequent	None
Teacher-student relationship	<input type="radio"/>	<input type="radio"/>	<input type="radio"/>	<input type="radio"/>
Relationship with faculty management	<input type="radio"/>	<input type="radio"/>	<input type="radio"/>	<input type="radio"/>
Relationship with the administration/secretariat	<input type="radio"/>	<input type="radio"/>	<input type="radio"/>	<input type="radio"/>

38. In general, the problems reported by colleagues refer to

	Most frequent	Frequent	Less frequent	None
Unethical behaviour	<input type="radio"/>	<input type="radio"/>	<input type="radio"/>	<input type="radio"/>
Gender discrimination	<input type="radio"/>	<input type="radio"/>	<input type="radio"/>	<input type="radio"/>
Racism	<input type="radio"/>	<input type="radio"/>	<input type="radio"/>	<input type="radio"/>

39. Do you regularly attend meetings of your organization as a representative of your colleagues?

- Yes
- No

40. Do you present reported problems to the academic management?

- Yes - in meetings
- Yes - immediately by email
- Yes - by consultation or conference
- No

41. In general, the management's reaction to the problems exposed is

- Interested/positive
- Neutral
- Not interested/negative

42. How quick do you receive a reaction to the problem exposed?

- Short (less than a week)
- Medium (one to four weeks)
- Long (more than one month)

43. Does faculty management inform you of the proposed solution?

- Yes
- No

44. Student participation helps to improve solutions by management

- Strongly disagree
- Disagree
- Neutral
- Agree
- Strongly agree

"Student Democracy" - Student associations

45. Is there a student association at your faculty?

- Yes
- No
- I don't know

46. The role of a student association is to represent all students

- Strongly disagree
- Disagree
- Neutral
- Agree
- Strongly agree

47. Student associations should function as a local "mini-government"

- Strongly disagree
- Disagree
- Neutral
- Agree
- Strongly agree

48. Are you a member of such an association (If NOT please go to Question 53)

Yes

No

49. The association I belong to, plays an important role in understanding my rights and obligations as a student

Strongly disagree

Disagree

Neutral

Agree

Strongly agree

50. The association I belong to, contributes very much to "student democracy"

Strongly disagree

Disagree

Neutral

Agree

Strongly agree

51. Through the association we actively participate in the social, economic and political life of the community we belong to

- Strongly disagree
- Disagree
- Neutral
- Agree
- Strongly agree

52. Student associations create a better social environment for students

- Strongly disagree
- Disagree
- Neutral
- Agree
- Strongly agree

"Student Democracy" – CoViD – 19

53. During the CoViD-19 pandemic, students were involved in decisions regarding teaching activities

- Strongly disagree
- Disagree
- Neutral
- Agree
- Strongly agree

54. During the CoViD-19 pandemic, students were involved in decisions about evaluation methods

- Strongly disagree
- Disagree
- Neutral
- Agree
- Strongly agree

55. During the CoViD-19 pandemic, students were informed continuously of all decisions made by the management of the faculty / university.

- Strongly disagree
- Disagree
- Neutral
- Agree
- Strongly agree

56. During the CoViD-19 pandemic, Student Democracy became much more pronounced

- Strongly disagree
- Disagree
- Neutral
- Agree
- Strongly agree

This content is neither created nor endorsed by Microsoft. The data you submit will be sent to the form owner.